

Automotive

Air Tools



Chicago
Pneumatic

ON THE MOVE

When it comes to quality air tools, no one matches Chicago Pneumatic. Experience a new level of power by exploring our recently expanded line of tools crafted with the professional mechanic in mind. Blending power, durability, speed and comfort, each tool is engineered to exceed your needs.

We lead the way in air tool design, rigorously testing every tool in our R&D lab before it earns the CP name. Our latest introductions illustrate our commitment to delivering the best in innovative tools.

CP air tools have proven their reliability for fine-tuning cars raced by some of the best drivers in Indy car racing. From the garage to the tracks, these tools have the power to handle your toughest jobs, making repairs faster and easier with every use.

We proudly invite you to race ahead of the competition with Chicago Pneumatic tools.



**Chicago
Pneumatic**

TABLE OF CONTENTS

Safety Instructions	2	Hammers	30
Impact Wrenches	4	Specialty Tools	32
Ratchets	12	Accessories	35
Abrasive Tools	16	Troubleshooting	40
Drills	24	Authorized Service Centers	41
Screwdrivers	28	Warranty	Back inside Cover
		CP Locations	Back Cover

NUMERICAL TOOL INDEX


CP-711	Hammer	31	CP-796	1" Impact Wrench	10
CP-711HEX	Hammer	31	CP-796SP	#5 Spline Drive Impact Wrench	10
CP-714	Hammer	31	CP-797	1" Impact Wrench	11
CP-715	Hammer	31	CP-797-6	1" Impact Wrench	11
CP-717	Hammer	31	CP-797SP-6	#5 Spline Drive Impact Wrench	11
CP-719	1/4" Impact Wrench	5	CP-797TL-6	1" Impact Wrench	11
CP-721	3/8" Impact Wrench	5	CP-797TLSP-6	#5 Spline Drive Impact Wrench	11
CP-722	3/8" Impact Wrench	5	CP-825	1/4" Ratchet	13
CP-724H	3/8" Impact Wrench	6	CP-825T	3/8" Ratchet	13
CP-726H	1/2" Impact Wrench	6	CP-826, (O), (G)	1/4" Ratchet	13
CP-727	3/8" Impact Wrench	6	CP-826T	3/8" Ratchet	13
CP-731	1/2" Impact Wrench	7	CP-828	3/8" Ratchet	14
CP-731-2	1/2" Impact Wrench	7	CP-828H	1/2" Ratchet	14
CP-734H	1/2" Impact Wrench	7	CP-830, (O), (G)	3/8" Ratchet	15
CP-734SE	1/2" Impact Wrench	7	CP-830H	1/2" Ratchet	15
CP-733	1/2" Impact Wrench	7	CP-835	Nibbler	33
CP-733-2	1/2" Impact Wrench	7	CP-854	Grinder	22
CP-746	1/2" Impact Wrench	8	CP-854E	Grinder	22
CP-746-2	1/2" Impact Wrench	8	CP-857	Grinder	22
CP-749	1/2" Impact Wrench	8	CP-858	Belt Sander	19
CP-749-2	1/2" Impact Wrench	8	CP-860	Die Grinder	21
CP-760	Random Orb. Dust Coll. Sander	18	CP-860ES	Die Grinder	21
CP-760P	Random Orb. Dust Coll. Sander	18	CP-861	High Speed Cutter	23
CP-761	Random Orb. Dust Coll. Sander	18	CP-864	Random Orbital Sander	17
CP-761P	Random Orb. Dust Coll. Sander	18	CP-865P	Polisher	20
CP-763	Random Orbital Sander	18	CP-865S	Sander	20
CP-763P	Random Orbital Sander	18	CP-869P	Polisher	20
CP-764	Random Orbital Sander	18	CP-869S	Sander	20
CP-764P	Random Orbital Sander	18	CP-870	Random Orbital Sander	17
CP-766	Orbital Sander	17	CP-871	Tire Buffer	23
CP-768	Dual Piston Straight Line Sander	17	CP-872	Die Grinder	21
CP-772H	3/4" Impact Wrench	9	CP-873	Tire Buffer	23
CP-772H-6	3/4" Impact Wrench	9	CP-874	High Speed Cutter	23
CP-776	3/4" Impact Wrench	9	CP-875	Mini Angle Die Grinder	22
CP-776-6	3/4" Impact Wrench	9	CP-876	Mini Die Grinder	22
CP-777	Orbital Sander	19	CP-879	3/8" Angle Drill	27
CP-778	High Speed Sander	19	CP-880	Reciprocating Saw	33
CP-780	1/4" Screwdriver	29	CP-881	Reciprocating Saw	33
CP-781	1/4" Screwdriver	29	CP-883	3/16" Riveter	34
CP-782	1/4" Screwdriver	29	CP-884	1/4" Riveter	34
CP-783	1/4" Screwdriver	29	CP-886	3/8" Ratchet	14
CP-784	3/8" Drill	25	CP-886H	1/2" Ratchet	14
CP-785	3/8" Drill	25	CP-887	3/8" Drill	27
CP-785QC	3/8" Drill	25	CP-890	Random Orb. Dust Coll. Sander	19
CP-785H	1/2" Drill	27	CP-890C	Vacuum Ready Random Orb. Sander	19
CP-785S	Shear	33	CP-893	1" Impact Wrench	10
CP-786	3/8" Drill	26	CP-894	1" Impact Wrench	10
CP-789HR	1/2" Drill	27	CP-898	1" Impact Wrench	11
CP-789R-26	3/8" Drill	26	CP-898-6	1" Impact Wrench	11
CP-789R-42	3/8" Drill	26	CP-5000	1" Impact Wrench	11



General Safety Instructions for the Operation of Power Tools

The goal of Chicago Pneumatic is to produce tools that help the operator work safely and efficiently. The most important safety device for this or any tool is the operator. Care and good judgement are the best protection against injury. All possible hazards cannot be covered here, but we have tried to highlight some of the important ones. Individuals should look for and obey Caution, Warning and Danger signs placed on tools, and displayed in the workplace. Operators should read and follow safety instructions packed with each tool. For a copy of these instructions, contact Chicago Pneumatic Customer Service in the USA and Canada at (800) 624-4735, or contact your nearest Chicago Pneumatic Representative.

Learn how each tool works. Even if you have previously used similar tools, carefully check out each tool before you use it. Get the "feel" of it and know its capabilities, limitations, potential hazards, how it operates, and how it stops.



▲ WARNING
To reduce risk of injury, everyone using, installing, repairing, maintaining, changing accessories on, or working near this tool must read and understand the safety instructions before performing any such task.

Noise values* were determined in accordance with Pneuop Standard 8N-1 and Vibration values* were determined in accordance with ISO 8662 - Part 1, except where noted with a superscript alpha designation. Listed below are alpha-specific designations.

A = Pneuop PN8NTC1.2 B = ISO 8662 - Part 4
C = ISO 8662 - Part 7 D = ISO 8662 - Part 8

*These declared values were obtained by laboratory testing in compliance with stated standards and are not adequate for use in risk assessments. Values measured in individual work places may be higher than the declared values. The actual exposure values and risk of harm experienced by an individual are unique and depend upon the way the user works, the workplace and the work station design, as well as upon the exposure time and the physical condition of the user. We, Chicago Pneumatic, can not be held liable for the consequences of using declared values, instead of values reflecting the actual exposure, in an individual risk assessment in a work place situation over which we have no control.

▲ Compressed Air Hazards



- Air under pressure can cause injury. Never point an air hose at yourself or anyone else. Never blow your clothes free of dust with compressed air. Always direct exhaust air away from yourself and others in the work area.

- Always check for damaged or loose hoses and fittings before using an air tool, and replace if necessary. Whipping hoses can cause serious injury.
- Disconnect the tool from the air supply when not in use, before changing accessories, setting the torque, or when making repairs.
- Do not exceed rated air pressure to increase the output of the tool. This could cause injury and shorten tool life.
- Do not assemble quick coupler on the tool. Vibration can cause breakage resulting in a whipping air hose. Instead, use quick couplers on the end of a short leader hose.
- When universal twist couplings are used, lock pins must be installed to prevent accidental hose disconnection.
- Air tools are not intended for use in explosive atmospheres and are not insulated for contact with electric power sources.

▲ Projectile Hazards



- Always wear impact resistant eye and face protection when involved with or near the operation or repair of air tools.

▲ Breathing Hazards




- Proper breathing protection must be worn when working with materials which produce airborne particles.

▲ Noise Hazards




- Hearing loss can result from prolonged exposure to excessive sound levels.
- Use hearing protection as recommended by your employer or OSHA regulation (see 29 CFR part 1910.)

▲ Vibration Hazards




- Repetitive work motions, awkward positions and exposure to vibration may be harmful to your hands and arms.
- If numbness, tingling, pain or whitening of the skin occurs, stop using tool and consult a physician.

▲ Entanglement Hazards



- To reduce the risk of injury from entanglement, do not wear loose clothing when using rotating accessories.

▲ Additional Hazards



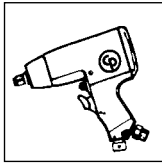
- Slip/Trip/Fall is a major cause of serious injury or death. Beware of excess hose/cord left on the walking or work surface.
- Operators and maintenance personnel must be physically fit to perform job tasks, and handle the bulk, weight and power of the tool.
- Deburring tools should be used to reduce risk of cuts and abrasions due to burrs.
- Wear gloves to protect hands from sharp edges.



Specific Safety Instructions for Power Tool Groups


In addition to the General Safety Instructions, the following are safety instructions and warnings that apply to the safe operation of specific power tool groups. Consult ANSI B186.1 Safety Code for Portable Air Tools. Available from: American National Standards Institute (ANSI), 11 W. 42nd St., 13th floor, New York, New York 10036, (212) 642-4900; or the European Committee for Standardization, Rue de Stassart 36, 1050 Brussels, Belgium.

▲ Impact Wrenches



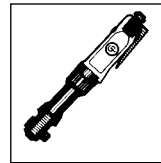
- Never use hand sockets. Use only impact sockets in good condition. Sockets in poor condition reduce impact power and could also shatter, resulting in personal injury.
- When using a universal joint, never operate the tool off the work. It may run too fast and cause the joint to be thrown from the tool.
- Always use the simplest hook-up possible. Long springy extension bars and adapters absorb impact power and could break loose resulting in personal injury. Instead, use deep sockets wherever possible.
- For tools using the pin and o-ring socket retainer, use the o-ring to securely retain the socket pin.

▲ Abrasive Tools



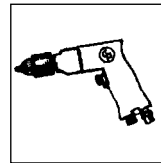
- Never mount a grinding wheel on a sander.
- Never use a grinding wheel marked with a speed lower than the air grinder speed.
- All grinding wheels and polishing/sanding accessories should be checked for cracks or other damage before mounting and use.
- Always use the recommended wheel guard to prevent injury when performing grinding operations. If a guard has withstood wheel or disc breakage, it must be replaced.
- Position a guard between the grinding wheel or disc and the operator. Use barriers to protect others from fragments and grinding sparks.
- Make sure grinding wheels are mounted according to manufacturer's specifications; always use correct mounting flanges.
- Before grinding, test grinding wheel or disc by briefly running tool at full throttle. Be sure to use a barrier (such as under a heavy work table) to protect yourself from possible broken wheel parts.
- Never tamper with or remove a speed governor from a tool to make it run faster. Periodically check tool speed with a tachometer.

▲ Ratchets



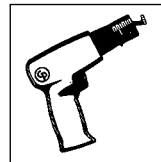
- Never use hand sockets. Use only power drive sockets per ANSI B107.2.
- To reduce the risk of injury, always support the handle securely in the direction opposite of the spindle rotation to minimize torque reaction.

▲ Drills




- Keep away from rotating bit and chuck. You can become cut or burned if you come in contact with the drill bit, chips or work surface.
- Use intermittent drill pressure to avoid long shaved chips.
- The drill bit can suddenly bind and cause the work piece or tool to rotate causing arm and shoulder injuries.
- ANSI recommends use of a support handle on drills with a chuck larger than 3/8" (10 mm).

▲ Hammers



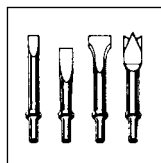
- All chisels, rivet sets and other accessories should be checked for cracks, excessive wear, or other physical damage before each use. Accessories that show signs of damage should be replaced immediately.
- Never use a tool without the proper accessory retainer.

▲ Specialty Tools – Screwdrivers



- Specific instructions/warnings affecting this group of tools are contained in product-specific documents accompanying each product.

▲ Accessories



- Always use accessories of correct size and design for the tool. Tool and accessories must not be modified in any way.
- Never use a tool without the proper accessory retainer.

See Safety Requirements for Abrading Materials with Coated Abrasives (B7.7) from ANSI.

Impact Wrenches

Impact Wrench Size	Model Number	Tool Type	Bolt Capacity in. (mm)	Type of Duty	Working Torque Range ft.-lb. (Nm)	Ultimate Torque @ 90 PSI	Min. Hose Size in. (mm)
1/4" SQUARE DRIVE	CP-719	Gen. Repair	1/4 (6.4)	General	5-20 (6.8-27)	30 (41)	3/8 (10)
3/8" SQUARE DRIVE	CP-721	Gen. Repair	3/8 (10)	General	5-50 (6.8-70)	75 (100)	3/8 (10)
	CP-722	Gen. Repair	3/8 (10)	General	5-50 (6.8-70)	75 (100)	3/8 (10)
	CP-724H	Gen. Repair	1/2 (13)	Extra Heavy	40-170 (54-230)	200 (272)	3/8 (10)
	CP-727	Gen. Repair	1/2 (13)	Extra Heavy	40-150 (54-203)	180 (243)	3/8 (10)
1/2" SQUARE DRIVE	CP-726H	Gen. Repair	1/2 (13)	General	40-170 (54-230)	200 (272)	3/8 (10)
	CP-733	Gen. Repair	9/16 (14)	General	25-310 (34-422)	425 (578)	3/8 (10)
	CP-733-2	Tire Tool	9/16 (14)	General	25-310 (34-422)	425 (578)	3/8 (10)
	CP-734H	Gen. Repair	9/16 (14)	Extra Heavy	25-310 (34-422)	425 (578)	3/8 (10)
	CP-734SE	Gen. Repair	9/16 (14)	Extra Heavy	25-310 (34-422)	425 (578)	3/8 (10)
	CP-746	Gen. Repair	5/8 (16)	Extra Heavy	25-330 (34-450)	450 (612)	3/8 (10)
	CP-746-2	Tire Tool	5/8 (16)	Extra Heavy	25-320 (34-435)	420 (570)	3/8 (10)
	CP-749	Gen. Repair	5/8 (16)	Super	50-450 (68-612)	625 (850)	3/8 (10)
3/4" SQUARE DRIVE	CP-749-2	Tire Tool	5/8 (16)	Super	50-450 (68-612)	625 (850)	3/8 (10)
	CP-772H	Gen. Repair	1-1/8 (28)	Heavy	150-700 (200-950)	1000 (1360)	1/2 (13)
3/4" SQUARE DRIVE	CP-772H-6	Tire Tool	1-1/8 (28)	Heavy	150-700 (200-950)	1000 (1360)	1/2 (13)
	CP-776	Gen. Repair	1-1/8 (28)	Extra Heavy	200-750 (270-1000)	1150 (1540)	1/2 (13)
	CP-776-6	Tire Tool	1-1/8 (28)	Extra Heavy	200-750 (270-1000)	1150 (1540)	1/2 (13)
	CP-796	Gen. Repair	1-3/8 (38)	Extra Heavy	300-1400 (400-1900)	2000 (2720)	1/2 (13)
1" SQUARE DRIVE	CP-797	Gen. Repair	1-1/4 (38)	Extra Heavy	150-900 (200-1225)	1400 (1900)	1/2 (13)
	CP-797-6	Tire Tool	1-1/4 (38)	Extra Heavy	150-900 (200-1225)	1400 (1900)	1/2 (13)
	CP-797SP-6	Tire Tool	1-1/4 (38)	Extra Heavy	150-900 (200-1225)	1400 (1900)	1/2 (13)
	CP-797TL-6	Tire Tool	1-1/4 (38)	Extra Heavy	600 (816)	1400 (1900)	1/2 (13)
	CP-893	Gen. Repair	1-1/4 (38)	Heavy	200-1100 (272-1496)	1700 (2312)	1/2 (13)
	CP-894	Gen. Repair	1-3/8 (38)	Extra Heavy	300-1400 (400-1900)	2000 (2720)	1/2 (13)
	CP-898	Gen. Repair	1-1/4 (38)	Heavy	150-800 (200-1065)	1300 (1780)	1/2 (13)
	CP-898-6	Tire Tool	1-1/4 (38)	Heavy	150-800 (200-1065)	1300 (1780)	1/2 (13)
	CP-5000	Tire Tool	2 (50)	Super	370-1600(503-2176)	2000 (2720)	1/2 (13)



Chicago Pneumatic's expanded range of impact wrenches includes CP's most powerful 1/2" wrench, the CP-749. Designed for the professional mechanic, the CP-749 is loaded with many state of the art features and has a maximum output rating of 625 ft.-lbs. of torque. See page 8 for detailed specifications



Chicago Pneumatic

IMPACT WRENCHES

CP-719 1/4" Impact Wrench



- Durable clutch mechanism with oil lubrication
- Contoured elastomer handle grip provides comfort and ergonomics
- Handle exhaust directs air away from workpiece and operator
- Plunger type reverse valve for true one-hand operation
- Applications: small fasteners, small engine repair, body shops
- **Ultimate Torque: 30 ft.-lbs.**

CP-721 3/8" Impact Wrench General Duty



- Rocking dog clutch with oil lubrication for long life and durability
- Energy efficient motor for maximum performance
- Built-in power regulator
- Pistol-type grip with ergonomically designed handle for less fatigue
- Applications: bench work, small engines, transmissions
- **Ultimate Torque: 75 ft.-lbs.**

CP-722 3/8" Impact Wrench

General Duty



- Rocking dog clutch with oil lubrication for long life and durability
- Air inlet swivels 360° for easy maneuvering
- Butterfly throttle allows one hand directional changes
- Streamline housing for greater access into tight areas
- Applications: bench work, carburetors, ignitions, body panels, transmissions, fender struts, oil pans, and small engine work
- **Ultimate Torque: 75 ft.-lbs.**

Model No. Type-número Modell Modello Tyoe Nr. Num. de Modelo Modelo Numero	Square Drive in.	Std. Bolt Size in. (mm)	Weight lb. (kg)	Length in. (mm)	Avg. Air Consumption CFM	Air Inlet NPTF in.	Min. Hose Size in. (mm)	*Sound dBA Pressure (Power)	*Vibration M/S ²	Working Torque Range ft.-lb. (Nm)	Ult. Torque @ 90 PSI Fwd/Rev ft.-lb. (Nm)
CP-719	1/4	1/4 (6.4)	2-1/2 (1.1)	4-1/2 (113)	1-1/2	1/4	3/8 (10)	70.5 (80.5)	2.5	5-20 (6.8-27)	30 (41)
CP-721	3/8	3/8 (10)	2-5/8 (1.2)	5-3/4 (146)	2-1/2	1/4	3/8 (10)	84.1 (94.1)	4.9	5-50 (6.8-70)	75 (100)
CP-722	3/8	3/8 (10)	2 (0.9)	5-3/4 (146)	2-1/2	1/4	3/8 (10)	86.3 (96.3)	<2.5	5-50 (6.8-70)	75 (100)

*See page 2 for specific test methods

IMPACT WRENCHES

CP-724H 3/8" Impact Wrench

Extra Heavy Duty



- Improved oil bath DYNA-PACT clutch delivers higher performance and extended durability
- Differential regulator allows the operator to match the required power to the job
- Handle exhaust directs air away from the workpiece and operator
- Integral 360° air inlet swivel keeps air hose from being twisted and kinked
- Teasing throttle design for precise control
- Applications: transmissions, exhaust systems, body shops, general repair in the 3/8" range
- **Ultimate Torque: 200 ft.-lbs.**

CP-726H 1/2" Impact Wrench














- Improved oil bath DYNA-PACT clutch delivers higher performance and extended durability
- Differential regulator allows the operator to match the required power to the job
- Handle exhaust directs air away from the workpiece and operator
- Integral 360° air inlet swivel keeps air hose from being twisted and kinked
- Teasing throttle design for precise control
- Applications: transmissions, exhaust systems, body shops, general repair
- **Ultimate Torque: 200 ft.-lbs.**

CP-727 3/8" Impact Wrench

Extra Heavy Duty



- Durable clutch mechanism for long life
- Handle exhaust directs air away from the workpiece and operator
- Positive action trigger for precise control
- Contoured elastomer handle grip for improved comfort and ergonomics
- Applications: transmissions, exhaust systems, body shops, general repair in the 3/8" range
- **Ultimate Torque: 180 ft.-lbs.**

Model No. Type-numéro Modell Modello Tyoe Nr. Num. de Modelo Modelo Numero	Square Drive in.	Std. Bolt Size in. (mm)	Weight lb. (kg)	Length in. (mm)	Avg. Air Consumption CFM	Air Inlet NPTF in.	Min. Hose Size in. (mm)	*Sound dBA Pressure (Power)	*Vibration M/S ²	Working Torque Range ft.-lb. (Nm)	Ult. Torque @ 90 PSI Fwd/Rev ft.-lb. (Nm)
											
CP-724H	3/8	1/2 (13)	3.1 (1.4)	6 (152)	3	1/4	3/8 (10)	94 (104)	<2.5	40-170 (54-230)	200 (272)
CP-726H	1/2	1/2 (13)	3.1 (1.4)	6 (152)	3	1/4	3/8 (10)	94 (104)	<2.5	40-170 (54-230)	200 (272)
CP-727	3/8	1/2 (13)	3.5 (1.6)	6 (152)	3	1/4	3/8 (10)	95 (105)	4.3	40-150 (54-203)	180 (243)

*See page 2 for specific test methods



Chicago Pneumatic

IMPACT WRENCHES

CP-734H 1/2" Impact Wrench

Extra Heavy Duty



- Differential regulator allows the operator to match the required power to the job
- Improved oil bath DYNA-PACT clutch delivers higher performance and extended durability
- Handle exhaust directs air away from the workpiece and operator
- Teasing throttle design for precise control
- Applications: overall automotive service, body shop, farm, light truck work, etc.
- **Ultimate Torque: 425 ft.-lbs.**

CP-734SE 1/2" Impact Wrench

Extra Heavy Duty



- Differential regulator allows the operator to match the required power to the job
- Improved oil bath DYNA-PACT clutch delivers higher performance and extended durability
- Side exhaust directs air away from the workpiece and operator
- Teasing throttle design for precise control
- Applications: overall automotive service, body shop, farm, light truck work, etc.
- **Ultimate Torque: 425 ft.-lbs.**

CP-731 1/2" Impact Wrench

Extra Heavy Duty



- Double dog clutch provides extended life under heavy use
- Variable speed trigger and dual regulator for precise control
- Also available with 2" extended shank (CP-731-2)
- Applications: suspension, shock, frame and engine work
- **Ultimate Torque: 425 ft.-lbs.**

CP-733 1/2" Impact Wrench

Extra Heavy Duty



- Double dog clutch provides extended life under heavy use
- Variable speed trigger and dual regulator for precise control
- Handle exhaust directs air away from the workpiece and operator
- Also available with 2" extended shank (CP-733-2)
- Applications: suspension, shock, frame and engine work
- **Ultimate Torque: 425 ft.-lbs.**

Model No. Type-número Modello Modello Type Nr. Num. de Modelo Modelo Numero	Square Drive in.	Std. Bolt Size in. (mm)	Weight lb. (kg)	Length in. (mm)	Avg. Air Consumption CFM	Air Inlet NPTF in.	Min. Hose Size in. (mm)	*Sound dBA Pressure (Power)	*Vibration M/S ₂	Working Torque Range ft.-lb. (Nm)	Ult. Torque @ 90 PSI Forward ft.-lb. (Nm)	Ult. Torque @ 90 PSI Reverse ft.-lb. (Nm)
CP-734H	1/2	9/16 (14)	5-1/8 (2.34)	7-1/2 (187.5)	4	1/4	3/8 (10)	90 ^A (100)	3.4 ^C	25-310 (34-422)	375 (500)	425 (578)
CP-734SE	1/2	9/16 (14)	5 (2.27)	7-3/8 (184)	4	1/4	3/8 (10)	94 ^A (104)	3.1 ^C	25-310 (34-422)	375 (500)	425 (578)
CP-731	1/2	9/16 (14)	5-3/4 (2.60)	7-1/8 (180.5)	4	1/4	3/8 (10)	98 ^A (108)	6.0 ^C	25-310 (34-422)	425 (578)	425 (578)
CP-731-2	1/2	9/16 (14)	6 (2.72)	9-1/8 (231.7)	4	1/4	3/8 (10)	98 ^A (108)	6.0 ^C	25-310 (34-422)	425 (578)	425 (578)
CP-733	1/2	9/16 (14)	5-7/8 (2.66)	7-1/8 (180.5)	4	1/4	3/8 (10)	96.6 ^A (106.6)	4.5 ^C	25-310 (34-422)	425 (578)	425 (578)
CP-733-2	1/2	9/16 (14)	6-1/8 (2.78)	9-1/8 (231.7)	4	1/4	3/8 (10)	96.6 ^A (106.6)	4.5 ^C	25-310 (34-422)	425 (578)	425 (578)

*See page 2 for specific test methods



Chicago Pneumatic

IMPACT WRENCHES

CP-746 1/2" Impact Wrench

Extra Heavy Duty



- Dyna Pact™ clutch provides high torque and fast run-downs
- High performance motor maximizes output while minimizing air consumption
- Plunger type reverse valve for true one-hand operation
- Built-in regulator to match speed and power to the job
- Applications: suspension, frame work, engine work, etc.
- **Ultimate Torque: 450 ft.-lbs.**

CP-746-2 1/2" Impact Wrench

Extra Heavy Duty



- Dyna Pact™ clutch provides high torque and fast run-downs
- High performance motor maximizes output while minimizing air consumption
- Plunger type reverse valve for true one-hand operation
- Rubber scuff guard protects housing and workpiece
- Extra rigid 2" extended shank for tire work allows the use of flip sockets
- **Ultimate Torque: 420 ft.-lbs.**

CP-749 1/2" Impact Wrench

Super Duty



- CP's most powerful, 1/2" Impact Wrench – 625 ft.-lb.
- Oil bath "Spring Hammer" clutch mechanism for ultimate power, high durability and reduced vibration
- Differential regulator with four positive power settings in forward and ultimate power in reverse
- Contoured elastomer handle grip for improved comfort and ergonomics
- Applications: heavy automobile and light truck applications
- **Ultimate Torque: 625 ft.-lbs.**

CP-749-2 1/2" Impact Wrench

Super Duty



- CP's most powerful, 1/2" Impact Wrench – 625 ft.-lb.
- Oil bath "Spring Hammer" clutch mechanism for ultimate power, high durability and reduced vibration
- Differential regulator with four positive power settings in forward and ultimate power in reverse
- 2" extended anvil for tire work
- Applications: high volume tire shops
- **Ultimate Torque: 625 ft.-lbs.**

Model No. Type-número Modell Modello Tyoe Nr. Num. de Modelo Modelo Numero	Square Drive in.	Std. Bolt Size in. (mm)	Weight lb. (kg)	Length in. (mm)	Avg. Air Consumption CFM	Air Inlet NPTF in.	Min. Hose Size in. (mm)	*Sound dBA Pressure (Power)	*Vibration M/S ²	Working Torque Range ft.-lb. (Nm)	Ult. Torque @ 90 PSI Forward ft.-lb. (Nm)	Ult. Torque @ 90 PSI Reverse ft.-lb. (Nm)
CP-746	1/2	5/8 (16)	5-1/2 (2.5)	7-1/2 (194)	4	1/4	3/8 (10)	94 ^A (104)	4.5 ^C	25-330 (34-450)	450 (612)	450 (612)
CP-746-2	1/2	5/8 (16)	5-5/8 (2.6)	8-3/4 (219)	4	1/4	3/8 (10)	94 ^A (104)	4.5 ^C	25-320 (34-435)	420 (570)	420 (570)
CP-749	1/2	5/8 (16)	5-1/4 (2.4)	7 (175)	5	1/4	3/8 (10)	95.4 ^A (105.4)	6.5 ^C	50-450 (68-612)	500 (680)	625 (850)
CP-749-2	1/2	5/8 (16)	5-1/2 (2.5)	9 (225)	5	1/4	3/8 (10)	95.4 ^A (105.4)	6.5 ^C	50-450 (68-612)	500 (680)	625 (850)

*See page 2 for specific test methods



Chicago Pneumatic

IMPACT WRENCHES

CP-772H 3/4" Impact Wrench

Heavy Duty



- Differential regulator allows the operator to match the required power to the job
- Improved oil bath DYNA-PACT clutch delivers higher performance and extended durability
- Handle exhaust directs air away from the workpiece and operator
- Integral 360° air inlet swivel keeps air hose from being twisted and kinked
- Teasing throttle design for precise control
- Applications: assembly and maintenance of buses, trucks, RV's, farm machinery and construction equipment
- **Ultimate Torque: 1000 ft.-lbs.**

CP-772H-6 3/4" Impact Wrench

Heavy Duty



- Differential regulator allows the operator to match the required power to the job
- Improved oil bath DYNA-PACT clutch delivers higher performance and extended durability
- Handle exhaust directs air away from the workpiece and operator
- Integral 360° air inlet swivel prevents twisting
- Teasing throttle design for precise control
- 6" extended shank makes the CP-772-6 ideal for truck tires
- Applications: assembly and maintenance of buses, trucks, RV's, farm machinery and construction equipment
- **Ultimate Torque: 1000 ft.-lbs.**

CP-776 3/4" Impact Wrench


Extra Heavy Duty



- Variable speed trigger provides controlled start-ups
- Handle exhaust directs air away from the workpiece and operator
- Rugged clutch mechanism for extended durability under heavy use
- Power regulator allows the operator to match the required power to the job
- Applications: spring work, tractor pad removal, farm equipment, etc.
- **Ultimate Torque: 1150 ft.-lbs.**

CP-776-6 3/4" Impact Wrench

Extra Heavy Duty



- Handle exhaust directs air away from the workpiece and operator
- Rugged clutch mechanism for extended durability under heavy use
- Power regulator allows the operator to match the required power to the job
- 6" extended shank makes the CP-776-6 ideal for truck tires
- Applications: truck tires, spring work, tractor pad removal, etc.
- **Ultimate Torque: 1150 ft.-lbs.**

Model No. Type-número Modell Modello Tyoe Nr. Num. de Modelo Modelo Numero	Square Drive in.	Std. Bolt Size in. (mm)	Weight lb. (kg)	Length in. (mm)	Avg. Air Consumption CFM	Air Inlet NPTF in.	Min. Hose Size in. (mm)	*Sound dBA Pressure (Power)	*Vibration M/S ²	Working Torque Range ft.-lb. (Nm)	Ult. Torque @ 90 PSI Fwd/Rev ft.-lb. (Nm)
CP-772H	3/4	1-1/8 (28)	10-1/2 (4.8)	9-5/8 (244)	8	3/8	1/2 (13)	98.3 ^A (108.3)	4.6 ^C	150-700 (200-950)	1000 (1360)
CP-772H-6	3/4	1-1/8 (28)	11-5/8 (5.3)	15-1/2 (395)	8	3/8	1/2 (13)	98.3 ^A (108.3)	4.6 ^C	150-700 (200-950)	1000 (1360)
CP-776	3/4	1-1/8 (28)	12-1/2 (5.6)	8-3/4 (194)	9-1/2	3/8	1/2 (13)	99 ^A (109)	5.8 ^C	200-750 (270-1000)	1150 (1540)
CP-776-6	3/4	1-1/8 (28)	13.7 (6.2)	14-3/4 (219)	9-1/2	3/8	1/2 (13)	99 ^A (109)	5.8 ^C	200-750 (270-1000)	1150 (1540)

*See page 2 for specific test methods



Chicago Pneumatic

IMPACT WRENCHES

CP-796 1" Impact Wrench

Extra Heavy Duty



- Most powerful automotive air wrench available
- Best power-to-weight ratio in a 1" air wrench
- Compact housing design excellent in confined spaces
- Applications: front end loaders, buses, scrapers, off-road vehicles, spring work etc.
- **Ultimate Torque: 2000 ft.-lbs.**

CP-796SP # 5 Spline Impact Wrench

Extra Heavy Duty



- Most powerful automotive air wrench available
- Best power-to-weight ratio in a 1" air wrench
- Compact housing design excellent in confined spaces
- Applications: front end loaders, buses, scrapers, off-road vehicles, spring work etc.
- **Ultimate Torque: 2000 ft.-lbs.**

CP-893 1" Impact Wrench

Heavy Duty



- Power regulator to match torque to the job
- Movable dead handle adjusts for operator comfort
- High output motor generates high torque levels
- Variable speed trigger for precise control
- Applications: truck springs, tractor pads, off road equipment, etc.
- **Ultimate Torque: 1700 ft.-lbs.**

CP-894 1" Impact Wrench

Extra Heavy Duty



- Clutch mechanism – Oil-bath pin clutch delivers smooth power
- 3-position differential regulator allows the operator to adjust the power level to his needs
- Steel clutch housing – adds extra strength and durability
- Adjustable side handle for added support
- Applications: front end loaders, buses, scrapers, off-road vehicles, spring work etc.
- **Ultimate Torque: 2000 ft.-lbs.**

Model No. Type-numéro Modell Modello Tyoe Nr. Num. de Modelo Modelo Numero	Square Drive in.	Std. Bolt Size in. (mm)	Weight lb. (kg)	Length in. (mm)	Avg. Air Consumption CFM	Air Inlet NPTF in.	Min. Hose Size in. (mm)	*Sound dBA Pressure (Power)	*Vibration M/S ²	Working Torque Range ft.-lb. (Nm)	Ult. Torque @ 90 PSI Fwd/Rev ft.-lb. (Nm)
CP-796	1	1-3/8 (38)	20 (9.0)	9-1/2 (241)	12	1/2	1/2 (13)	101 (111)	13	300-1400 (400-1900)	2000 (2720)
CP-796SP	#5 Spline	1-3/8 (38)	20 (9.0)	9-1/2 (241)	12	1/2	1/2 (13)	101 (111)	13	300-1400 (400-1900)	2000 (2720)
CP-893	1	1-1/4 (38)	23 (10.5)	11-1/2 (295)	10	3/8	1/2 (13)	98 (108)	9.4	200-1100 (272-1496)	1700 (2312)
CP-894	1	1-3/8 (38)	25 (11.4)	11-3/4 (294)	12	1/2	1/2 (13)	99.6 (109.6)	4.9	300-1400 (400-1900)	2000 (2720)

*See page 2 for specific test methods

Chicago Pneumatic

CP-797 1" Impact Wrench

Extra Heavy Duty



- Durable rocking dog clutch ideal for tire work
- Teasing throttle for easy bolt starting
- Convenient reverse valve for easy directional changes
- Applications: high volume tire work on trucks, buses and heavy equipment
- **Ultimate Torque: 1400 ft.-lbs.**

CP-797-6 1" Impact Wrench

Extra Heavy Duty



- Most popular 1" truck tire tool available today
- Durable rocking dog clutch ideal for tire work
- Teasing throttle for easy bolt starting
- Convenient reverse valve for easy directional changes
- Applications: high volume tire work on trucks, buses and heavy equipment
- **Ultimate Torque: 1400 ft.-lbs.**

CP-898-6 1" Impact Wrench


Heavy Duty










- Lightweight, weighs only 21 lbs.
- Adjustable power setting for regulating torque output
- 6" extended shank makes it ideal for deep truck wheels
- Convenient reverse valve for easy directional changes
- High performance motor maximizes output while minimizing air consumption
- Applications: service trucks, high volume truck tire shops
- **Ultimate Torque: 1300 ft.-lbs.**

CP-5000 1" Impact Wrench

Super Duty



- Four position regulator allows the operator to match the required power to the job
- Controllable throttle provides easy bolt starting
- 7" extended shank for easy access to heavy equipment tires
- Padded side handle for increased maneuverability
- Easy to use forward/reverse valve for quick directional changes
- Applications: high volume tire work on trucks, buses and heavy equipment
- **Ultimate Torque: 2000 ft.-lbs.**

Model No. Type-numéro Modell Modello Tyoe Nr. Num. de Modelo Modelo Numero	Square Drive in.			Length in. (mm)						Working Torque Range ft.-lb. (Nm)	Ult. Torque @ 90 PSI Fwd/Rev ft.-lb. (Nm)
CP-797	1	1-1/4 (38)	27 (12.3)	15-1/2 (394)	12	1/2	1/2 (13)	110 (120)	4.3	150-900 (200-1225)	1400 (1900)
CP-797-6	1	1-1/4 (38)	29-3/4 (13.5)	22-1/4 (556)	12	1/2	1/2 (13)	110 (120)	4.3	150-900 (200-1225)	1400 (1900)
CP-797SP-6	#5 Spline	1-1/4 (38)	29-3/4 (13.5)	22-1/4 (556)	12	1/2	1/2 (13)	110 (120)	4.3	150-900 (200-1225)	1400 (1900)
CP-797TL-6	1	1-1/4 (38)	30 (13.6)	24-3/4 (628)	12	1/2	1/2 (13)	110 (120)	4.3	600** (816)	1400 (1900)
CP-797TL-SP6	#5 Spline	1-1/4 (38)	30 (13.6)	24-3/4 (628)	12	1/2	1/2 (13)	110 (120)	4.3	600** (816)	1400 (1900)
CP-898	1	1-1/4 (38)	18-1/2 (8.4)	13-1/2 (338)	10	1/2	1/2 (13)	103 (113)	11	150-800 (200-1065)	1300 (1780)
CP-898-6	1	1-1/4 (38)	21 (9.5)	19-1/2 (495)	10	1/2	1/2 (13)	103 (113)	11	150-800 (200-1065)	1300 (1780)
CP-5000	1	2 (50)	30-1/2 (14)	22-1/2 (552)	12	1/2	1/2 (13)	103.1 ^A (113.1)	8.6 ^C	370-1600 (503-2176)	2000 (2720)

*See page 2 for specific test methods

** 600 ft.-lbs on Budd wheel steel rims, other applications, torques may vary.

Ratchets

RATCHETS	Model No.	Bolt Capacity in. (mm)	Type of Duty	Manual Working Torque Range ft. lb. (nm)	Maximum Torque ft. lb. (nm)	Min. Hose Size in. (mm)
1/4"	CP-825	1/4 (6)	Light Duty	5-15 (6-20)	30 (40)	1/4
1/4"	CP-826	1/4 (6)	Light Duty	5-15 (6-20)	30 (40)	1/4
3/8"	CP-825T	1/4 (6)	Light Duty	5-15 (6-20)	30 (40)	1/4
3/8"	CP-826T	1/4 (6)	Light Duty	5-15 (6-20)	30 (40)	1/4
3/8"	CP-828	3/8 (10)	Heavy Duty	10-50 (13-70)	125 (170)	3/8
3/8"	CP-830	1/2 (13)	Super Heavy Duty	10-100 (14-136)	140 (190)	3/8
3/8"	CP-886	3/8 (10)	General Duty	10-50 (13-70)	125 (170)	3/8
1/2"	CP-828H	3/8 (10)	Heavy Duty	10-50 (13-70)	125 (170)	3/8
1/2"	CP-830H	1/2 (13)	Super Heavy Duty	10-100 (14-136)	140 (190)	3/8
1/2"	CP-886H	3/8 (10)	General Duty	10-50 (13-70)	125 (170)	3/8



Chicago Pneumatic's expanded range of ratchets includes CP's most powerful 3/8" ratchet, the CP-830.

Designed for the professional mechanic, the CP-830 is loaded with many state of the art features and has a maximum output rating of 140 ft.-lbs. of torque. See page 15 for detailed specifications.



Chicago Pneumatic

RATCHETS

CP-825 1/4" Ratchet



- New improved ratchet head with a convenient forward/reverse button for one finger directional changes
- Square handle design for positive grip
- Easy speed control throughout range maximum rundown speed of 200 rpm
- Compact/lightweight, ideal for confined working conditions
- Applications: under-dashboard work, small engine repair, all small fasteners, etc.
- **Ultimate Torque by Hand 30 ft.-lbs.**

CP-825T 3/8" Ratchet



- New improved ratchet head with a convenient forward/reverse button for one finger directional changes
- Square handle design for positive grip
- Easy speed control throughout range maximum rundown speed of 200 rpm
- Compact/lightweight, ideal for confined working conditions
- Applications: under-dashboard work, small engine repair, all small fasteners, etc.
- **Ultimate Torque by Hand 30 ft.-lbs.**

CP-826 1/4" Ratchet



- New improved head design – reduces premature wear and eliminates slips
- Urethane grip offers unmatched comfort and a non-slip feel
- Extended length – designed for greater reach in confined areas
- Faster rundown with higher revolutions per minute – 250 rpm
- Protective head cover included
- Applications: under-dashboard work, small engine and body shop repair
- **Ultimate Torque by Hand 30 ft.-lbs.**

CP-826T 3/8" Ratchet



- New improved head design – reduces premature wear and eliminates slips
- Urethane grip offers unmatched comfort and a non-slip feel
- Extended length – designed for greater reach in confined areas
- Faster rundown with higher revolutions per minute – 250 rpm
- Protective head cover included
- Applications: under-dashboard work, small engine and body shop repair
- **Ultimate Torque by Hand 30 ft.-lbs.**

Model No. Type-numéro Modell Modello Tyoe Nr. Num. de Modelo Modelo Numero	Square Drive in.	Std. Bolt Size in. (mm)	Weight lb. (kg)	Length in. (mm)	Avg. Air Consumption CFM	Air Inlet NPTF in.	Min. Hose Size in. (mm)	*Sound dBA Pressure (Power)	*Vibration M/S	Speed rpm	Working Torque Range ft.-lb. (Nm)	Ult. Torque by hand ft.-lb. (Nm)
CP-825	1/4	1/4 (6)	1-7/8 (.85)	6-1/2 (165)	2-1/2	1/4	1/4 (6)	87 (97)	4.4	200	5-15 (6-20)	30 (40)
CP-825T	3/8	1/4 (6)	1-7/8 (.85)	6-1/2 (165)	2-1/2	1/4	1/4 (6)	87 (97)	4.4	200	5-15 (6-20)	30 (40)
CP-826, (O), (G)	1/4	1/4 (6)	1-1/8 (0.5)	8 (203)	2-1/2	1/4	1/4 (6)	87 (97)	4.5	250	5-15 (6-20)	30 (40)
CP-826T	3/8	1/4 (6)	1-1/8 (0.5)	8 (203)	2-1/2	1/4	1/4 (6)	87 (97)	4.5	250	5-15 (6-20)	30 (40)

*See page 2 for specific test methods



Chicago Pneumatic

RATCHETS

CP-828 3/8" Ratchet

Heavy Duty



- Advanced head design provides dramatically longer life
- Ergonomic square-handle design for a positive, comfortable grip
- Efficient 1/2 hp motor provides up to 50 ft.-lb. of torque
- Teasing throttle for precise speed control
- Applications: exhaust systems, small engines, water pumps, fuel pumps, radiators, etc.
- **Ultimate Torque by Hand: 125 ft.-lbs.**

CP-828H 1/2" Ratchet

Heavy Duty



- Advanced head design provides dramatically longer life
- Ergonomic square-handle design for a positive, comfortable grip
- Efficient 1/2 hp motor provides up to 50 ft.-lb. of torque
- Teasing throttle for precise speed control
- Applications: exhaust systems, small engines, water pumps, fuel pumps, radiators, etc.
- **Ultimate Torque by Hand: 125 ft.-lbs.**

CP-886 3/8" Ratchet

General Duty



- Compact head design allows greater flexibility in tight areas
- Easy to grip reverse lever for simple directional changes
- Hardened gears allow greater durability over other economically priced ratchets
- Applications: installing or removing spark plugs, radiators, water pumps, and exhaust systems
- **Ultimate Torque by Hand: 125 ft.-lbs.**

CP-886H 1/2" Ratchet

General Duty



- Compact head design allows greater flexibility in tight areas
- Easy to grip reverse lever for simple directional changes
- Hardened gears allow greater durability over other economically priced ratchets
- Applications: installing or removing spark plugs, radiators, water pumps, and exhaust systems
- **Ultimate Torque by Hand: 125 ft.-lbs.**

Model No. Type-número Modello Modello Type Nr. Num. de Modelo Modelo Numero	Square Drive in.	Std. Bolt Size in. (mm)	Weight lb. (kg)	Length in. (mm)	Avg. Air Consumption CFM	Air Inlet NPTF in.	Min. Hose Size in. (mm)	*Sound dBA Pressure (Power)	*Vibration M/S ²	Speed rpm	Working Torque Range ft.-lb. (Nm)	Ult. Torque by hand ft.-lb. (Nm)
CP-828	3/8	3/8 (10)	2-5/8 (1.2)	10 (165)	4	1/4	3/8 (10)	92 (102)	4.3	150	10-50 (13-70)	125 (170)
CP-828H	1/2	3/8 (10)	2-5/8 (1.2)	10 (165)	4	1/4	3/8 (10)	92 (102)	4.3	150	10-50 (13-70)	125 (170)
CP-886	3/8	3/8 (10)	2-1/4 (1.1)	10-1/4 (257)	4	1/4	3/8 (10)	93 ^A (103)	3.0 ^C	160	10-50 (13-70)	125 (170)
CP-886H	1/2	3/8 (10)	2-1/4 (1.1)	10-1/4 (257)	4	1/4	3/8 (10)	93 ^A (103)	3.0 ^C	160	10-50 (13-70)	125 (170)

* See page 2 for specific test methods



Chicago Pneumatic

RATCHETS

CP-830 3/8" Ratchet

Super Duty



- Advanced head design and triple idler planetary gear system provide long-life under heavy usage
- Tang-style forward/reverse valve with built-in grease fitting provides direct lubrication to critical performance components
- Polyurethane grip offers an unmatched textured, non-slip feel
- New low profile throttle provides exceptional teasing ability and accidental start-ups
- A protective head cover is included with every CP-830 ratchet
- Applications: installation and/or repair of exhaust systems, radiators, water pumps, fuel pumps and transmissions
- **Ultimate Torque by Hand: 140 ft.-lbs.**

CP-830(O) 3/8" Ratchet

Super Duty



- Advanced head design and triple idler planetary gear system provide long-life under heavy usage
- Tang-style forward/reverse valve with built-in grease fitting provides direct lubrication to critical performance components
- Polyurethane grip offers an unmatched textured, non-slip feel
- New low profile throttle provides exceptional teasing ability and accidental start-ups
- A protective head cover is included with every CP-830 ratchet
- Applications: installation and/or repair of exhaust systems, radiators, water pumps, fuel pumps and transmissions
- **Ultimate Torque by Hand: 140 ft.-lbs.**

CP-830(G) 3/8" Ratchet

Super Duty



- Advanced head design and triple idler planetary gear system provide long-life under heavy usage
- Tang-style forward/reverse valve with built-in grease fitting provides direct lubrication to critical performance components
- Polyurethane grip offers an unmatched textured, non-slip feel
- New low profile throttle provides exceptional teasing ability and accidental start-ups
- A protective head cover is included with every CP-830 ratchet
- Applications: installation and/or repair of exhaust systems, radiators, water pumps, fuel pumps and transmissions
- **Ultimate Torque by Hand: 140 ft.-lbs.**

CP-830H 1/2" Ratchet

Super Duty



- Advanced head design and triple idler planetary gear system provide long-life under heavy usage
- Tang-style forward/reverse valve with built-in grease fitting provides direct lubrication to critical performance components
- Polyurethane grip offers an unmatched textured, non-slip feel
- New low profile throttle provides exceptional teasing ability and accidental start-ups
- A protective head cover is included with every CP-830H ratchet
- Applications: installation and/or repair of exhaust systems, radiators, water pumps, fuel pumps and transmissions
- **Ultimate Torque by Hand: 140 ft.-lbs.**

Model No. Type-número Modell Modello Type Nr. Num. de Modelo Modelo Numero	Square Drive in.	Std. Bolt Size in. (mm)	Weight lb. (kg)	Length in. (mm)	Avg. Air Consumption CFM	Air Inlet NPTF in.	Min. Hose Size in. (mm)	Sound dBA Pressure (Power)	*Vibration M/S ²	*Speed rpm	Working Torque Range ft.-lb. (Nm)	Ult. Torque by hand ft.-lb. (Nm)
CP-830,(O),(G)	3/8	1/2 (13)	3 (1.4)	12 (300)	4	1/4	3/8 (10)	96.9 ^A (106.9)	12.3 ^C	190	10-100 (14-136)	140 (190)
CP-830H	1/2	1/2 (13)	3 (1.4)	12 (300)	4	1/4	3/8 (10)	96.9 ^A (106.9)	12.3 ^C	190	10-100 (14-136)	140 (190)

*See page 2 for specific test methods

Abrasive Tools

Typical Application	CP-760/764 Random Orbital Sander	CP-761/763 Random Orbital Sander	CP-766 Orbital Sander	CP-768 Straight Line Sander	CP-777 Orbital Sander	CP-778 Hi-Speed Sander	CP-854 Angle Grinder	CP-857 Angle Grinder	CP-858 Belt Sander	CP-864 Random Orbital Sander	CP-865S Vertical Sander	CP-869S Angle Sander	CP-870 Dual Action Sander	CP-890 Random Orbital Sander
Weld Smoothing	—	—	—	—	—	Good	Best	Best	Good	—	Best	Better	—	—
Rust Removal (Course Grit)	—	—	—	—	—	Good	Best	Best	Good	—	Best	Better	—	—
Rough Shaping of Filler: Vertical Panels Contour Surfaces Lg Horizontal Surfaces	— — —	Best Best Best	— — —	Best — Best	Best Best Best	Good Good Good	— — —	— — —	— — —	— — —	Better Best Better	Good Better Best	— — —	Best Best Best
Blending and Smoothing Filler	Better	Best	Better	Better	Good	—	—	—	—	Best	—	—	Better	Best
Final Filler Feather-Edging	Best	—	Better	—	—	—	—	—	—	Best	—	—	Better	Best
Body Filler Removal	—	—	—	—	—	Best	—	—	—	—	—	—	—	—



Chicago Pneumatic offers a wide variety of abrasive tools to handle sanding, grinding, polishing, smoothing etc. Many models offer different handle designs and speeds to accommodate a wider range of applications.

Warning: Never use a sander as a grinder.



Chicago Pneumatic

SANDERS

CP-864 Random Orbital Sander


Heavy Duty



- Rotary and orbital motion for rapid removal as well as fine finishing
- Sure-grip insulated handle
- Crossbolt-style hub mounting minimizes vibration
- Circular exhaust diffuses air flow
- Applications: blending and smoothing filler, feather edging and pre-paint preparation
- **Free speed: 10000 rpm**

CP-766 Orbital Sander

Heavy Duty



- Comfortable rubber grip
- Pre-set regulator valve controls air pressure to assure optimum tool life
- Heavy-duty ball bearing construction for durable operation
- Applications: sanding of wet or dry paint, fiberglass, plastic, wood, etc.
- **Free speed: 8000 rpm**

CP-870 Dual Action Sander

General Duty



- Rotary and orbital motion for rapid removal as well as fine finishing
- Speed regulator to match speed to the job
- Lock off throttle to prevent accidental start ups
- Insulated grip provides comfort to operator
- Applications: blending and smoothing filler, feather edging and pre-paint preparation
- **Free speed: 10000 rpm**

CP-768 Dual Piston Straight Line Sander

Heavy Duty



- Dual piston provides smooth, balanced sanding action
- Automatic release trigger with positive stop action
- Molded edge pad with dimple-free surface for smooth finishing and prevention of grit build-up
- Long lasting durability with low maintenance
- Applications: all types of surface preparation and rapid removal of material from large areas
- **3000 1" strokes per minute for fast cutting**

Model No. Type-numéro Modell Modello Tyoe Nr. Num. de Modelo Modelo Numero	Paper Size in. (mm)	Weight lb. (kg)	Avg. Air Consumption CFM	Air Inlet NPTF in.	Min. Hose Size in. (mm)	*Sound dBA Pressure (Power)	*Vibration M/S ²	Free Speed rpm	Motor hp
CP-766	3-2/3 x 9 (85 x 228)	4-3/4 (2.2)	5	1/4	3/8 (10)	90 (100)	9	8000	1/2
CP-864	6 (152)	4 (1.8)	5	1/4	3/8 (10)	94 ^A (104)	7 ^D	10000	1/2
CP-870	6 (152)	4-1/4 (2.0)	5	1/4	3/8 (10)	93 ^A (103)	5.6 ^D	10000	1/2
CP-768	2-3/4 X 17-1/2 (70 X 445)	6-3/4 (3)	5	1/4	3/8 (10)	85 (95)	7	3000 spm	—

*See page 2 for specific test methods



Chicago Pneumatic

SANDERS

CP 760 Series Random Orbital Sander - Handle Grip



- Models CP- 760 & CP-761 are Dust Collection Models with a self induced vacuum allows sander to be used with dust bag
- Orbit option of 10 mm (CP-760 & CP-764) or 5 mm (CP-761 & CP-763)
- Lightweight composite components reduce weight and operator fatigue
- Ergonomically designed housing provides maximum comfort
- Built-in balance for low vibration
- Low sound level
- **Free Speed: 9500 rpm**

CP 760P Series Random Orbital Sander - Palm Grip



- Palm grip version for single hand operation
- Models CP- 760P & CP-761P are Dust Collection Models with a self induced vacuum allows sander to be used with dust bag
- Orbit option of 10 mm (CP-760P & CP-764P) or 5 mm (CP-761P & CP-763P)
- Lightweight composite components reduce weight and operator fatigue
- Ergonomically designed housing provides maximum comfort
- Built-in balance for low vibration
- Low sound level
- **Free Speed: 9500 rpm**

Model No. Type-numéro Modell Modello Tyoe Nr. Num. de Modelo Modelo Numero	Paper Size in. (mm)	Orbit (mm)	Dust Collection	Weight lb. (kg)	Avg. Air Consumption CFM	Air Inlet NPTF in.	Min. Hose Size in. (mm)	*Sound dBA Pressure (Power)	*Vibration M/S ²	Free Speed rpm	Motor hp
			DC								hp
CP-760	6 (152)	10	yes	3-1/2 (1.6)	6	1/4	3/8 (10)	84 —	4.0	9500	1/2
CP-760P**	6 (152)	10	yes	3-1/4 (1.4)	6	1/4	3/8 (10)	79 —	<2.5	9500	1/2
CP-761	6 (152)	5	yes	3-1/2 (1.6)	6	1/4	3/8 (10)	84 —	2.9	9500	1/2
CP-761P**	6 (152)	5	yes	3-1/4 (1.4)	6	1/4	3/8 (10)	79 —	<2.5	9500	1/2
CP-763	6 (152)	5	no	3-1/2 (1.6)	6	1/4	3/8 (10)	79 —	<2.5	9500	1/2
CP-763P**	6 (152)	5	no	3-1/4 (1.4)	6	1/4	3/8 (10)	79 —	<2.5	9500	1/2
CP-764	6 (152)	10	no	3-1/2 (1.6)	6	1/4	3/8 (10)	76 —	2.8	9500	1/2
CP-764P**	6 (152)	10	no	3-1/4 (1.4)	6	1/4	3/8 (10)	79 —	<2.5	9500	1/2

*See page 2 for specific test methods

**P=Palm Grip



Chicago Pneumatic

SANDERS

CP-890, CP-890C Random Orbital Sander

Dust Extraction



- Powerful 5-blade motor resists stalls
- CP-890 comes complete with a 7" exhaust hose and dust bag
- Palm grip style for easy one-hand operation
- CP-890C is equipped for central vacuum systems only
- Applications: shaping, blending and smoothing body filler, rapid material removal, etc.
- **Free Speed: 9000 rpm**

CP-777 Orbital Sander

Heavy Duty



- Balanced counterweight design
- Patented, non-rotating gear housing makes tool easy to handle
- Positive rotation with oscillating action prolongs abrasive life
- Circular exhaust diffuses air flow
- Applications: shaping, blending and smoothing body filler, rapid material removal, etc.
- **Free Speed: 900 rpm**

CP-778 Hi-Speed Sander

Heavy Duty



- Built-in regulator and variable speed throttle for precise speed control
- Rugged, energy-efficient 1/2 hp motor
- Excellent motor balance produces low vibration
- Lightweight for easy handling
- Applications: paint removal, shaping filler patches, weld smoothing, and rust removal
- **Free Speed: 14000 rpm**

CP-858 Belt Sander



- 10mm belt capacity
- Quick change belt replacement
- Adjustable sanding arm
- Handle exhaust
- Applications: paint removal, weld sanding, smoothing, and rust removal
- **Free Speed: 15000 rpm**

Model No. Type-número Modell Modello Tyoe Nr. Num. de Modelo Modelo Numero	Paper Size in. (mm)	Weight lb. (kg)	Avg. Air Consumption CFM	Air Inlet NPTF in.	Min. Hose Size in. (mm)	*Sound dBA Pressure (Power)	*Vibration M/S ²	Free Speed rpm	Motor hp
CP-890	6 (152)	3 (1.4)	5	1/4	3/8 (10)	90 ^A (100)	<2.5 ^D	9000	1/4
CP-890C	6 (152)	3 (1.4)	5	1/4	3/8 (10)	92 ^A (102)	2.5 ^D	9000	1/4
CP-777	8 (203)	4-1/4 (2.1)	5	1/4	3/8 (10)	99 (109)	9	900	1/2
CP-778	5 (127)	2-1/4 (1.0)	6	1/4	3/8 (10)	96 (106)	2.9	14000	1/2
CP-858	3/8 x 13 (10 x 330)	1-7/8 (0.8)	4	1/4	3/8 (10)	85 (95)	<2.5	15000	1/2

*See page 2 for specific test methods



Chicago Pneumatic

SANDERS/POLISHERS

CP-865S Vertical Sander

Heavy Duty



- Automatic release throttle with positive stop action
- Muffled handle exhaust to vent air away from work surface
- Rugged 1 hp motor
- Double idler planetary gearing
- Applications: roughing in body filler, weld smoothing, paint and rust removal
- **Free Speed: 5000 rpm**

CP-865P Vertical Polisher

Heavy Duty



- Rugged 1 hp motor
- Automatic release trigger with positive stop action
- "Flex-edge" polishing pad to help eliminate scorching
- Muffled handle exhaust
- Applications: ideal for buffing and polishing paint, metal, wood, or plastic to a smooth, flawless finish
- **Free Speed: 2500 rpm**

CP-869S Angle Sander

Heavy Duty



- Powerful 1 hp motor
- Contoured throttle control for easy handling
- Dead handle mounts on either side for right- or left-hand operation
- Hardened and ground spiral bevel gears for low vibration and long life
- Applications: heavy rust removal, sanding of metal, and shaping of contoured filler patches
- **Free Speed: 5000 rpm**

CP-869P Angle Polisher

Heavy Duty



- "Flex-edge" polishing pad to help eliminate scorching
- Muffled rear exhaust
- Built-in air regulator adjusts speed
- Hardened and ground spiral bevel gears for low vibration and long life
- Applications: buffing and polishing flat and contoured surfaces
- **Free Speed: 2500 rpm**

Model No. Type-número Modell Modello Tyoe Nr. Num. de Modelo Modelo Numero	Paper Size/Buf Pad in. (mm)	Weight lb. (kg)	Avg. Air Consumption CFM	Air Inlet NPTF in.	Min. Hose Size in. (mm)	*Sound dBA Pressure (Power)	*Vibration M/S ²	Free Speed rpm	Motor hp
CP-865S	7 (178)	4-1/2 (2.0)	6	1/4	3/8 (10)	89 (99)	<2.5	5000	1
CP-869S	7 (178)	6-1/2 (3.0)	6	1/4	3/8 (10)	89 (99)	<2.5	5000	1
CP-865P	8 (203)	4-1/2 (2.0)	6	1/4	3/8 (10)	87 (97)	<2.5	2500	1
CP-869P	8 (203)	6-1/2 (3.0)	6	1/4	3/8 (10)	86 (96)	<2.5	2500	1

*See page 2 for specific test methods



Chicago Pneumatic

GRINDERS

CP-860 Die Grinder

Heavy Duty



- Rugged, energy-efficient 1/2 hp motor
- Built-in regulator matches speed to job
- Rear exhaust directs air away from work
- Square handle design for positive grip
- Applications: cleaning tire moldings, porting and relieving engines, and general high-speed polishing and grinding
- **Free Speed: 24000 rpm**

CP-872 Die Grinder

General Duty



- Lock off throttle to prevent accidental start up
- Rear exhaust directs air away from the workpiece
- Built in regulator matches speed to the job
- Complete with 1/4" and 6mm collet
- Applications: tire scuffing, cleaning tire moldings, general high speed polishing and grinding
- **Free Speed: 22000 rpm**

CP-860ES Extended Die Grinder

Heavy Duty



- Rugged, energy-efficient 1/2 hp motor
- Built-in regulator matches speed to job
- Rear exhaust directs air away from work
- Square handle design for positive grip
- Applications: polishing, grinding, porting in hard to reach areas
- **Free speed: 24000 rpm**

Model No. Type-número Modell Modello Tyoe Nr. Num. de Modelo Modelo Numero	Collet Size in. (mm)	Weight lb. (kg)	Length in. (mm)	Avg. Air Consumption CFM	Air Inlet NPTF in.	Min. Hose Size in. (mm)	*Sound dBA Pressure (Power)	*Vibration M/S ²	Free Speed rpm
CP-860	1/4 (6)	1-1/4 (0.6)	5-3/4 (146)	5	1/4	3/8 (10)	90 (100)	3	24000
CP-860ES	1/4 (6)	2-1/10 (0.9)	11-3/4 (298)	5	1/4	3/8 (10)	93 (103)	2.5	24000
CP-872	1/4 (6)	1-1/4 (0.6)	5-3/4 (169)	4	1/4	3/8 (10)	99 (109)	<2.5	22000

*See page 2 for specific test methods

GRINDERS

CP-875 Mini Angle Die Grinder



- Compact, lightweight design for easy maneuverability
- Lock off throttle to prevent accidental start up
- 90° angle head allows flexibility in tight quarters
- Complete with 1/4" and 6mm collet
- Applications: high speed blending, smoothing, porting and deburring in confined areas
- **Free Speed: 21000 rpm**

CP-876 Mini Die Grinder



- Compact, lightweight design for easy maneuverability
- Lock off throttle to prevent accidental start up
- Complete with 1/4" and 6mm collet
- Built in regulator to match speed to the job
- Applications: high speed blending, smoothing, porting and deburring in confined areas
- **Free Speed: 28000 rpm**

CP-854 4" Angle Grinder

Heavy Duty













- Aluminum alloy housing is rugged yet lightweight for maximum operator comfort
- Spiral bevel gearing in angle head provides extended life and smooth low vibration
- Powerful .6 hp high performance motor for fast, efficient grinding in tight quarters
- Removable dead handle allows access to tight quarter work
- Applications: weld preparation and smoothing; rust removal; deburring and blending of steel, cast iron, and aluminum
- **Free Speed: 12000 rpm**

CP-857 7" Angle Grinder

Heavy Duty



- Powerful 1.25 hp high performance motor for fast metal removal
- Aluminum alloy housing is rugged yet lightweight
- Spiral bevel gearing in angle head for long tool life and low vibration
- Removable side handle for increased maneuverability
- Applications: use with 7" type 27 grinding wheels for cleaning, deburring, blending and smoothing
- **Free Speed: 7500 rpm**

Model No. Type-número Modell Modello Type Nr. Num. de Modelo Modelo Numero	Collet/Spindle Size in. (mm)	Wheel Size in. (mm)	Weight lb. (kg)	Length in. (mm)	Avg. Air Consumption CFM	Air Inlet NPTF in.	Min. Hose Size in. (mm)	*Sound dBA Pressure (Power)	*Vibration M/S ²	Free Speed rpm
										
CP-854	3/8-24 Spindle	4 (100)	3-3/4 (1.7)	9 (229)	6	1/4	3/8 (10)	85 —	<2.5	12000
CP-854E	10mm Spindle	5 (125)	3-3/4 (1.7)	9 (229)	6	1/4	3/8 (10)	85 —	<2.5	12000
CP-857	5/8-11 Spindle	7 (178)	6-1/4 (2.84)	13-1/8 (333)	6	3/8	3/8 (10)	102 ^A (112)	2.6 ^B	7500
CP-875	1/4 (6)	—	1 (0.5)	4-7/8 (123)	4	1/4	3/8 (10)	101 (111)	<2.5	21000
CP-876	1/4 (6)	—	3/4 (0.3)	4-3/4 (119)	4	1/4	3/8 (10)	101 (111)	<2.5	28000

*See page 2 for specific test methods



Chicago Pneumatic


TIRE BUFFERS/CUT-OFF TOOLS

CP-871 High Speed Tire Buffer



- Jacobs chuck for holding buffing accessories
- Lock-off throttle to prevent accidental start up
- Rear exhaust directs air away from workpiece
- Built-in regulator matches speed to job
- Applications: tire patchwork, roughing areas for recapping and cleaning tire moldings
- **Free Speed: 22000 rpm**

CP-873 Low Speed Tire Buffer



- Quick change slip chuck for fast and easy change of buffing wheel
- Lock off throttle to prevent accidental start up
- Rear exhaust directs air away from workpiece
- Built-in regulator matches speed to job
- Applications: tire patchwork, roughing areas for recapping and cleaning tire moldings
- **Free Speed: 2500 rpm**

CP-861 High Speed Cutter


Heavy Duty



- Rugged, energy-efficient 1/2 hp motor
- Rear exhaust directs air away from work
- Square handle design for positive grip
- Lightweight—only 1 5/8 lb.
- Applications: cutting through sheet metal, fiberglass, bolts, muffler clamps and hangers; also grinds down burrs and rough edges
- **Free Speed: 20000 rpm**

CP-874 High Speed Cutter

General Duty



- Lock off throttle to prevent accidental start up
- Rear exhaust directs air away from workpiece
- Built-in regulator matches speed to job
- Applications: cutting through sheet metal, fiberglass, bolts, muffler clamps and hangers; also grinds down burrs and rough edges
- **Free Speed: 22000 rpm**

Model No. Type-número Modell Modello Tyoe Nr. Num. de Modelo Modelo Numero	Chuck Size/Wheel Size in. (mm)	Weight lb. (kg)	Length in. (mm)	Avg. Air Consumption CFM	Air Inlet NPTF in.	Min. Hose Size in. (mm)	*Sound dBA Pressure (Power)	*Vibration M/S ²	Free Speed rpm
CP-871	3/8	1-3/4 (0.8)	8 (200)	6	1/4	3/8 (10)	99 (109)	<2.5	22000
CP-873	7/16	2-1/4 (1.0)	8-1/4 (206)	4	1/4	3/8 (10)	98 (108)	<2.5	2500
CP-861	2-7/8 (73)	1-5/8 (0.7)	7-3/4 (197)	5	1/4	3/8 (10)	85 —	3.3	20000
CP-874	2-7/8 (73)	1-3/4 (0.8)	7-1/4 (181)	5	1/4	3/8 (10)	99 (109)	<2.5	22000

*See page 2 for specific test methods

Drills

TYPICAL APPLICATIONS	CP-784 2800 rpm	CP-785 2400 rpm	CP-785H 500 rpm	CP-786 2900 rpm	CP-789R-26 2600 reversible	CP-789R-42 4200 reversible	CP-789HR 500 reversible	CP-879 1800 rpm reversible	CP-887 2500 rpm
Capacity	3/8"	3/8"	1/2"	3/8"	3/8"	3/8"	1/2"	3/8"	3/8"
Wire Brushing	GOOD	GOOD	N.R.*	GOOD	BETTER	BETTER	N.R.*	GOOD	GOOD
Sanding (sm. pad)	GOOD	GOOD	N.R.*	GOOD	GOOD	GOOD	N.R.*	GOOD	GOOD
Drilling in Steel 1/8" 1/4" 3/8" 1/2"	BETTER BETTER GOOD N.R.*	BETTER BETTER GOOD N.R.*	N.R.* GOOD BETTER BEST	BETTER BETTER BETTER N.R.*	BETTER BEST BEST N.R.*	BETTER BEST BEST N.R.*	N.R.* GOOD BETTER BEST	GOOD GOOD GOOD N.R.*	GOOD GOOD GOOD N.R.*
Reaming Steel & Cast Iron	GOOD	GOOD	BEST	BETTER	BETTER	BETTER	BEST	GOOD	GOOD
Screwdriving (#8 to 1/4")	GOOD	GOOD	BETTER	BETTER	BEST	BEST	BEST FOR LARGER SCREWS	GOOD	GOOD
Hole Sawing	GOOD	GOOD	BEST	BETTER	GOOD	GOOD	BETTER	GOOD	GOOD
Cylinder Honing	GOOD	GOOD	BEST	BETTER	BETTER	BETTER	BEST	GOOD	GOOD

*N.R. = Not Recommended



Chicago Pneumatic's expanded line of high quality drills is highlighted by the newly introduced CP-789 Series.

The CP-789 was designed to offer different speeds, chuck sizes, teasing trigger, long lasting durability and much more. See pages 26 & 27 for detailed specifications.



Chicago Pneumatic

DRILLS

CP-784 3/8" Drill

General Duty



- Compact, streamlined design
- Ergonomic Handle
- Adjustable front exhaust
- Teasing throttle for precise control
- Applications: accessory and air conditioner installation and auto body repair
- **Free Speed: 2800 rpm**

CP-785 3/8" Drill

General Duty



- Powerful air motor resists stalls and conserves energy
- Triple idler planetary gearing for smooth operation and extended tool life
- Teasing throttle provides precise control
- Handle exhaust reduces noise and directs air away from work
- Applications: accessory and air conditioner installation, engine work and auto body repair
- **Free Speed: 2400 rpm**

CP-785QC 3/8" Drill

General Duty



- Quick Change Chuck for fast bit changing
- Powerful air motor resists stalls and conserves energy
- Triple idler planetary gearing for smooth operation and extended life
- Teasing throttle provides precise control
- Handle exhaust reduces noise and directs air away from work
- Applications: accessory and air conditioner installation, engine work and auto body repair
- **Free Speed: 2400 rpm**

Model No. Type-numéro Modell Modello Tyoe Nr. Num. de Modelo Modelo Numero	Chuck Size in. (mm)	Spindle Size in. (mm)	Weight lb. (kg)	Length in. (mm)	Avg. Air Consumption CFM	Air Inlet NPTF in.	Min. Hose Size in. (mm)	*Sound dBA Pressure (Power)	*Vibration M/S ²	Free Speed rpm
CP-784	3/8 (10)	3/8-24	1-1/2 (0.7)	8-1/2 (216)	3	1/4	3/8 (10)	88 ^A (98)	<2.5 ^C	2800
CP-785	3/8 (10)	3/8-24	2-1/4 (1.0)	7 (175)	3	1/4	3/8 (10)	90 (100)	<2.5	2400
CP-785QC	3/8 (10)	3/8-24	2-1/4 (1.0)	7 (175)	3	1/4	3/8 (10)	90 (100)	<2.5	2400

*See page 2 for specific test methods



Chicago Pneumatic

DRILLS

CP-786 3/8" Drill

Extra Heavy Duty



- Teasing throttle for precise control
- Handle exhaust reduces noise and directs air away from operator and workplace
- Powerful air motor resists stalls and conserves energy
- Applications: accessory installation, engine work and auto body repair
- **Free Speed: 2900 rpm**

CP-789R-26 3/8" Reversible Drill

Extra Heavy Duty



- Teasing throttle for precise control
- Handle exhaust reduces noise and directs air away from operator and workplace
- Needle bearing gearing for improved durability
- Oil free operation
- Applications: screwdriving, honing, heavy drilling
- **Free Speed: 2600 rpm**

CP-789R-42 3/8" Reversible Drill

Extra Heavy Duty



- Teasing throttle for precise control
- Handle exhaust reduces noise and directs air away from operator and workplace
- Needle bearing gearing for improved durability
- Oil free operation
- Applications: small hole drilling, aluminum work
- **Free Speed: 4200 rpm**

Model No. Type-numéro Modell Modello Tyoe Nr. Num. de Modelo Modelo Numero	Chuck Size in. (mm)	Spindle Size in. (mm)	Weight lb. (kg)	Length in. (mm)	Avg. Air Consumption CFM	Air Inlet NPTF in.	Min. Hose Size in. (mm)	*Sound dBA Pressure (Power)	*Vibration M/S ²	Free Speed rpm
CP-786	3/8 (10)	3/8-24	2-1/10 (0.95)	7-1/4 (184)	3	1/4	3/8 (10)	81.5 (91.5)	<2.5	2900
CP-789R-26	3/8 (10)	3/8-24	2-1/2 (1.1)	7 (175)	4	1/4	3/8 (10)	101 (111)	<2.5	2600
CP-789R-42	3/8 (10)	3/8-24	2-1/2 (1.1)	7 (175)	4	1/4	3/8 (10)	104 (114)	<2.5	4200

* See page 2 for specific test methods



Chicago Pneumatic

DRILLS

CP-879 3/8" Reversible Angle Drill



- Compact, low profile head for drilling in confined areas
- Convenient reverse valve for simple directional changes
- Rear exhaust directs air away from the workpiece
- Teasing throttle for control from start-up thru run down
- Applications: screwdriving, drilling in hard to reach areas
- **Free Speed: 1800 rpm**

CP-887 3/8" Straight In-Line Drill



- Jacobs® Chuck for securely holding drill bits
- Lock-off throttle to prevent accidental start up
- Rear exhaust directs air away from workpiece
- Built-in regulator matches speed to job
- Applications: drilling in hard to reach areas
- **Free Speed: 2500 rpm**

CP-785H 1/2" General Purpose Drill

General Duty



- Teasing throttle for precise control
- Side handle for added control and comfort
- Handle exhaust reduces noise and directs air away from work
- Triple planetary gearing for smooth operation and extended life
- Applications: drilling, hole sawing and cylinder honing
- **Free Speed: 500 rpm**

CP-789HR 1/2" Reversible Drill

Extra Heavy Duty



- Teasing throttle for precise control
- Handle exhaust reduces noise and directs air away from operator and workplace
- Needle bearing gearing for improved durability
- Oil free operation
- Applications: heavy drilling, reaming, hole sawing and jobs requiring a lot of torque
- **Free Speed: 500 rpm**

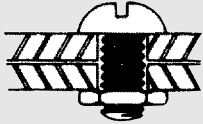
Model No. Type-numéro Modell Modello Tyoe Nr. Num. de Modelo Modelo Numero	Chuck Size in. (mm)	Spindle Size in. (mm)	Weight lb. (kg)	Length in. (mm)	Avg. Air Consumption CFM	Air Inlet NPTF in.	Min. Hose Size in. (mm)	*Sound dBA Pressure (Power)	*Vibration M/S ²	Free Speed rpm
CP-879	3/8 (10)	3/8-24	2-1/4 (1.0)	8-1/4 (206)	4	1/4	3/8 (10)	98 (108)	<2.5	1800
CP-887	3/8 (10)	3/8-24	2-1/4 (1.0)	8 (200)	4	1/4	3/8 (10)	98 (108)	<2.5	2500
CP-785H	1/2 (13)	3/8-24	3 (1.4)	7-3/4 (194)	3	1/4	3/8 (10)	91 (101)	<2.5	500
CP-789HR	1/2 (13)	3/8-24	3-1/4 (1.5)	8 (200)	4	1/4	3/8 (10)	99 (109)	<2.5	500

*See page 2 for specific test methods

Screwdrivers

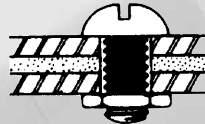
TYPICAL APPLICATIONS PERFORMED BY CP SCREWDRIVERS

Free-Running–Sudden-Stop




Turns easily until screw head or nut seats against a solid stop. Resistance then builds up suddenly.

Soft Pull-Up



Turns easily until screw head or nut seats, then resistance builds up gradually through one or more turns as resilient material is compressed.

Self-Tapping in Thick Material




Increasing heavy resistance through entire travel until screw head seats. Then either (A) gradual, or (B) sudden final build-up of resistance.

Sheet Metal Screws



Resistance increases rapidly at first, then eases slightly. At the end, it usually builds up suddenly when screw head seats.

Lock Nuts



Starts with heavy resistance that lasts through entire travel until screw or nut seats. Then either (A) gradual, or (B) sudden final build-up of resistance.



Chicago Pneumatic has recently introduced a new line of screwdrivers featured in this catalog. This screwdriver range offers a selection of handle styles, speeds and torque adjustments. See page 29 for detailed specifications.



Chicago Pneumatic

SCREWDRIVERS

CP-780 Screwdriver



- External clutch adjustment
- Cushion clutch
- Built-in quick change chuck
- Handle exhaust directs air away from the workpiece and operator
- Convenient forward/reverse valve
- Applications: general repair, body shops
- **Free speed: 1800 rpm**

CP-781 Screwdriver



- External clutch adjustment
- Cushion clutch
- Built-in quick change chuck
- Handle exhaust directs air away from the workpiece and operator
- Convenient forward/reverse valve
- Applications: general repair, body shops
- **Free speed: 800 rpm**

CP-782 Screwdriver



- External clutch adjustment
- Cushion clutch
- Built-in quick change chuck
- Rear exhaust
- Applications: general repair, body shops
- **Free speed: 1800 rpm**

CP-783 Screwdriver



- Internal clutch adjustment
- Cushion clutch
- Compact design
- Magnetic bit holder
- Applications: general repair, body shops
- **Free speed: 2000 rpm**

Model No. Type-numéro Modell Modello Tyoe Nr. Num. de Modelo	Chuck Size in. (mm)	Free Speed rpm	Weight lb. (kg)	Length in. (mm)	Avg. Air Consumption CFM	Air Inlet NPTF in.	Min. Hose Size in. (mm)	*Sound dBA Pressure (Power)	*Vibration M/S ²	Working Torque Range in.-lb. (Nm)	
										Min.	Max.
CP-780	1/4 (6.4) Fem. Hex. QC	1800	2-1/2 (1.2)	8-1/4 (208)	4	1/4	3/8 (10)	98.3 ^A (108.3)	2.6 ^C	13 (1.47)	44 (4.87)
CP-781	1/4 (6.4) Fem. Hex. QC	800	3 (1.4)	8-7/8 (224)	4	1/4	3/8 (10)	99.5 ^A (109.5)	<2.5 ^C	14 (1.55)	100 (11)
CP-782	1/4 (6.4) Fem. Hex. QC	1800	2-1/2 (1.2)	9-5/8 (244)	4	1/4	3/8 (10)	93.9 ^A (103.9)	12 ^C	9.5 (1.04)	44 (4.87)
CP-783	1/4 (6.4) Fem. Hex. QC	2000	1-1/3 (0.7)	8-7/8 (224)	3	1/4	3/8 (10)	88.1 ^A (98.1)	4.1 ^C	2.7 (0.3)	13 (1.47)

*See page 2 for specific test methods

Hammers

TYPICAL APPLICATIONS	CP-711	CP-714	CP-715	CP-717
Chisel Shank Opening	.401"	.401"	.401"	.498"†
Rust Scaling w/Needle Attachment	BEST	BETTER	N.R.**	*
Muffler & Pipe Splitting	BEST	GOOD	BETTER	N.R.**
Piercing for Sheet Metal Screws	BETTER	BEST	GOOD	BETTER
Panel Cutting	BETTER	BEST	GOOD	BETTER
Dent Smoothing (Bumping)	GOOD	BEST	BETTER	GOOD
Flanging Panels	GOOD	BEST	BETTER	*
Bolt & Rivet Shearing	GOOD	BETTER	BEST	BEST
Bushing Splitting	GOOD	BETTER	BETTER	BEST
Bushing & U-Joint Driving	GOOD	BETTER	BEST	BEST
Driving Shackle Pins —Cars —Trucks	GOOD —	BETTER GOOD	BEST BETTER	BEST BEST
Ball Joint Separating	GOOD	BETTER	BETTER	BEST
Rivet Forming	GOOD	BEST	BETTER	*

*Attachments not available **N.R. = Not Recommended
 †CP717 features .498" shank to handle the tool's extra power

To reduce risk of injury, read and understand safety instructions packed with each tool. For a free copy call 800-624-4735.



CP offers the finest selection of Zip Gun[®] Air Hammers available today. They easily and effectively handle body shop work, front end work, exhaust system removal and much more. CP offers hammers that have a unique combination of power and control.



Chicago Pneumatic

HAMMERS

CP-711 Zip Gun® Hammer

General Duty



- "Quick-Change" retainer for simple accessory changes
- Impact parts heat-treated for durability
- Ergonomic handle for added operator comfort
- Applications: muffler and pipe removal, body shop work, shock work, scraping rust, and light front-end work
- **3500 blows per minute**

CP-714 Zip Gun® Hammer

Heavy Duty



- **Most controllable CP Hammer available**
- Ideal for complete body shop work
- Positive action trigger for precise control over speed range
- Versatile—handles widest range of applications
- Applications: front end, exhaust, frame, body work, etc.
- **2000 blows per minute**

CP-715 Zip Gun® Hammer

Heavy Duty



- Most powerful hammer in its class
- Longer piston strokes for more force per blow
- Integral muffler minimizes exhaust sound
- Applications: rivet and bolt cutting, bushing driving, and overall front end work
- **2100 blows per minute**

CP-717 Zip Gun® Hammer

Extra Heavy Duty



- Most powerful CP Hammer for automotive, truck, off-road equipment use
- .498" diameter chisel shank to handle the extra power
- Positive action trigger for precise speed control
- Applications: front end work, king pin removal, and installation of bulldozer walking beam bushings, removal of truck anchor springs, heavy-duty spring bushings
- **1800 blows per minute**

Model No. Type-numéro Modell Modello Type Nr. Num. de Modelo Modelo Numero	Shank Opening in. (mm)	Weight lb. (kg)	Bore Dia. in. (mm)	Piston Stroke in. (mm)	Avg. Air Consumption CFM	Air Inlet NPTF in.	Min. Hose Size in. (mm)	*Sound dBA Pressure (Power)	*Vibration M/S ²	Blows per min. @ 90 PSI
										bpm
CP-711	.401 (10.2)	3-1/2 (1.5)	3/4 (19)	2-5/8 (66)	4	1/4	3/8 (10)	105 (115)	15.2	3500
CP-711Hex**	10mm	3-1/2 (1.5)	3/4 (19)	2-5/8 (66)	4	1/4	3/8 (10)	105 (115)	15.2	3500
CP-714	.401 (10.2)	3-1/3 (1.5)	9/16 (14.3)	3-1/8 (79)	5	1/4	3/8 (10)	91 (101)	7.5	2000
CP-715	.401 (10.2)	4-1/2 (2.0)	3/4 (19)	3-1/2 (89)	4-1/2	1/4	3/8 (10)	109 (119)	13.7	2100
CP-717	.498 (12.6)	4-3/4 (2.2)	3/4 (19)	2-11/16 (68)	7	1/4	3/8 (10)	95 (105)	13	1800

*See page 2 for specific test methods

**European Hex Version

Specialty Tools



Chicago Pneumatic supplies a selection of tools to handle cutting, riveting and precision drilling. The specialty tools in this catalog offer an effective solution to handling these tough applications.



Chicago Pneumatic

SPECIALTY TOOLS

CP-880 Reciprocating Saw

General Duty



- Lock off throttle to prevent accidental start ups
- Adjustable guard/guide allows operator to set depth of cut
- Rear exhaust directs air away from workpiece
- Quick change blade holder makes changing saw blades simple
- Applications: cutting aluminum, plastics, fiberglass and sheet metal up to 16 gauge
- **Strokes Per Minutes: 10000**

CP-881 Reciprocating Saw

Heavy Duty



- Ergonomic rubber grip that provides operator comfort
- Heavy duty construction for long life under heavy use
- Lock off throttle to prevent accidental start ups
- Adjustable guard/guide allows operator to set depth of cut
- Applications: cutting aluminum, plastics, fiberglass and sheet metal up to 16 gauge
- **Strokes Per Minutes: 9500**

CP-785S Shear

Heavy Duty



- Powerful 1/2 hp air motor resists stalls and conserves energy
- Triple idler planetary gearing for smooth operation and extended tool life
- Ergonomic handle design for operator comfort
- Heavy duty shear head provides long life and reliable cutting performance up to 18 gauge steel
- Applications: cutting squares and angles in materials such as aluminum, tin and steel
- **Strokes per minute: 2400**

CP-835 Nibbler

Heavy Duty



- Rugged nibbling head and .177" diameter punch cuts steel up to .060" (16 gauge) and aluminum up to .102" (10 gauge)
- Easy access to punch and die for quick replacement
- Possible to place die in four different cutting positions
- Rear exhaust directs air away from work area
- Applications: accurate cutting of steel and aluminum, best for tight corners and circles
- **Strokes per minute: 2750**

Model No. Type-numéro Modello Modello Tyoe Nr. Num. de Modelo Modelo Numero	Strokes per min.	Weight lb. (kg)	Avg. Air Consumption CFM	Air Inlet NPTF in.	Min. Hose Size in. (mm)	*Sound dBA Pressure (Power)	*Vibration M/S ²	Length in. (mm)
	spm							
CP-880	10000	1-1/2 (.68)	6	1/4	3/8 (10)	100 (110)	19.9	9 (225)
CP-881	9500	1-5/8 (.75)	6	1/4	3/8 (10)	95 (105)	11.4	8-5/8 (215)
CP-785S	2400	2-1/2 (1.1)	3	1/4	3/8 (10)	87 (97)	4	8-1/4 (210)
CP-835	2750	2-1/4 (1.0)	4	1/4	3/8 (10)	93 (103)	<2.5	7-1/2 (190)

*See page 2 for specific test methods



Chicago Pneumatic

SPECIALTY TOOLS

CP-883 Air Hydraulic Riveter



- Vacuum assist system designed for greater efficiency in downward riveting
- Cylinder cap with storage area for spare nosepieces
- Universal air inlet swivel to allow greater maneuverability
- Three piece jaw set designed from the highest quality materials
- Rubber boot protects tool and work surface
- Comes complete with 1/8", 5/32" and 3/16" nosepieces
- **Capacity 3/16"**

CP-884 Air Hydraulic Riveter



- Vacuum assist system designed for greater efficiency in downward riveting
- Cylinder cap with storage area for spare nosepieces
- Universal air inlet swivel to allow greater maneuverability
- Three piece jaw set designed from the highest quality materials
- Rubber boot protects tool and work surface
- Comes complete with 3/16" and 1/4" nosepieces
- **Capacity 1/4"**


Model No. Type-número Modell Modello Tyoe Nr. Num. de Modelo Modelo Numero	Traction Power lb.-ft. (kg-mm)	Rivet Capacity in.	Stroke Length in. (mm)	Weight lb. (kg)	Avg. Air Consumption CFM	Min. Hose Size in. (mm)	Air Inlet NPTF in.
CP-883	1985 (900)	3/16	11/16 (18)	4 (1.9)	2	3/8 (10)	1/4
CP-884	3960 (1800)	1/4	7/8 (21)	5-1/2 (2.6)	4	3/8 (10)	1/4



Chicago Pneumatic

ACCESSORIES

Impact Socket Sets



Drive in.	Part No.	Use With	Depth	Wall	Size Across Flats
1/2	CA-155767	All 1/2" Wrenches	Std.	Std.	13,16,17,18, 19, 21, 22 and 24mm
1/2	CA-155768	All 1/2" Wrenches	Deep	Thin	17, 19 and 21mm
3/4	CA-155775	All 3/4" Wrenches	Deep	Std.	24, 27, 30, 32, 33 and 36mm
1	CA-155776	All 1" Wrenches	Deep	Std.	27, 30, 32 and 33mm

Impact Sockets

Drive in.	Part No.	Use With	Depth	Wall	Length	Size
1/2	CA-155769	All 1/2" Wrenches	Deep.	Extra Thin	78mm	17mm
1/2	CA-155770	All 1/2" Wrenches	Std.	Std.	38mm	17mm
1/2	CA-155771	All 1/2" Wrenches	Deep	Extra Thin	78mm	19mm
1/2	CA-155772	All 1/2" Wrenches	Std.	Std.	38mm	19mm
1/2	CA-155773	All 1/2" Wrenches	Deep	Extra Thin	78mm	21mm
1/2	CA-155774	All 1/2" Wrenches	Std.	Std.	38mm	21mm

Impact Wrench Protector Covers



PVC CUSHION-COAT PROTECTOR COVERS

Tool Number	Part Number
CP-724H, 726H, 724, 726	CA-146522
CP-725S	CA-130563
CP-731, 731-2	CA-146523
CP-734H, 734	CA-129405
CP-740, CP-742, CP-744, CP-746	CA-126071
CP-743	CA-140919
CP-740-TL-2, CP-742-TL-2	CA-127349
CP-749, 749-2	CA-155537
CP-772H, 772	CA-124745
CP-797	CA-139818

Impact Wrench Tune-Up and Repair Kits



Tool Number	Tune-Up Kit	Repair Kit
CP-719	CA-157285	CA-157286
CP-720 B, C & D	CA-051509	
CP-721 B & C	CA-118880	
CP-722 A	CA-146000	
CP-724 A	KF-137811	CA-145403
CP-726 A	KF-137811	KF-137813
CP-727	CA-157295	CA-157296
CP-731 A	CA-145503	CA-145592
CP-731-2 A	CA-145503	CA-145604
CP-733	CA-155125	CA-155126
CP-733-2	CA-155125	CA-155127
CP-734 A	CA-051511	CA-132232
CP-734H	CA-147716	CA-147717
CP-742 A	KF-136113	KF-137830
CP-742-2 A		KF-137831
CP-744 A	CA-126991	
CP-744 B	CA-126991	KF-138154
CP-746 A	KF-144043	KF-144041
CP-746-2	KF-144043	KF-144042
CP-747 B & C	CA-143257	CA-146054
CP-748 B & C	CA-143257	
CP-748-2		CA-146055
CP-749	CA-148616	CA-155966
CP-749-2	CA-148616	CA-155967
CP-772 A & B	CA-053902	KF-137832
CP-772H	CA-149746	CA-149747
CP-775	CA-145357	
CP-776	CA-149158	CA-149159
CP-776-6	CA-149158	CA-149160
CP-791 B	CA-125810	
CP-793	CA-052462	
CP-796 A	CA-126992	
CP-797 A & B	CA-131501	
CP-893	CA-146649	
CP-894	CA-149855	
CP-898, CP-898-6	CA-145228	
CP-5000	CA-148687	

Accessories for Ratchets

Tool Number	Tune-Up Kit	Replacement Head	Protective Cover
CP-825 B & L	CA-155091	CA-155090	CA-140128
CP-825 A & K	CA-155091	CA-155090	CA-140128
CP-825T	CA-155091	CA-155093	CA-140128
CP-826	CA-155033	CA-155034	CA-154993
CP-826T	CA-155033	CA-155035	CA-154993
CP-828 D & N	CA-155086	CA-155084	CA-133961
CP-828 C & M	KF-132332	KF-136176	CA-133961
CP-828H D & N	CA-155086	CA-155085	CA-133961
CP-828H A & K	KF-132332	CA-155085	CA-133961
CP-830H	CA-148068	CA-155085	CA-147993
CP-830, (O) & (G)	CA-148068	CA-155084	CA-147993
CP-886	CA-146437	CA-146436	CA-133961
CP-886H	CA-146437	CA-147668	CA-133961




Chicago Pneumatic

ACCESSORIES

Sanding Pads

FOR CP-766



New longer length, helps prevent paper breakage. Accepts multiple paper loading for less paper changing time.

KF-125126 3 2/3" x 9"

FOR CP-767 and CP-768



Molded edge pad with dimple free surface prevents grit build-up for a smooth finish. Accepts pressure-sensitive adhesive or standard sandpaper.

KF-125457 2 3/4" x 17 1/2"

FOR CP-777



KF-134255 Standard 8" Pad
KF-134254 8" PSA Pad

FOR CP-778



KF-137216 3" Back-up Pad
KF-137215 4" Back-up Pad
KF-137214 5" Back-up Pad

REINFORCED RESINOID WHEEL



Package of 5 wheels

CA-155312 2 7/8" Wheel

SANDING PADS




5/16"-24 N.F. THD.

Heavy duty pad, aluminum backed with flexible molded edge for smooth feather edging.

KF-130127 5" Pad (127 mm)
KF-130128 6" Pad (152 mm)
KF-130149 5" PSA Pad (127 mm)
KF-140658 6" PSA Pad (152 mm)
CA-149450 6" Velcro (152mm)
CA-149784 6" D.C. Velcro (152mm)

FOR CP-865 and CP-869



5/8"-11 N.C. THD.

Flexible edge sanding pad

KF-129587 7" Pad & Nut
KF-129586 Locknut Only

Sanding Belts

FOR CP-858



Package of 5 belts

CA-156714 60 Grit
CA-156722 80 Grit
CA-156735 120 Grit

Sander Tune-Up Kits



KF-132237 CP-864 A & B
KF-132239 CP-865 A & B
KF-132241 CP-766 & CP-866 B

Rear exhaust Hose Assembly

REAR EXHAUST HOSE ASSEMBLY CA-127175




Includes:

CA-046270 6' Whip Hose
KF-127210 5' Exhaust Overhose
KF-127211 Attachment Ferrule

Polishing Pads

FOR CP-865P and CP-869P



KF-125423 8" Polishing Pad
KF-129587 Pad Assembly




Chicago Pneumatic

ACCESSORIES

Collet Adapter

For CP-860



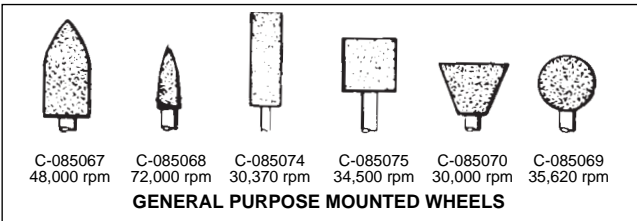

C-123029

Allows use of 1/8" shank burrs.


Grinder Accessories

Tool Number	Description
C-136898	4" Guard
C-137312	4" Depressed Center Grinding Wheel
KF141860	5" Guard
C-138512	Wheel Collar
C-136926	Spanner
C-136927	Wheel Nut Wrench

Burrs, Mounted Wheels & Rasps



Saw Blades



CA-146719	5 PACK	18 Teeth per inch
CA-146720	5 PACK	24 Teeth per inch
CA-146721	5 PACK	32 Teeth per inch

Screwdriver Kit

For use with all Air Drills equipped with 3/8"-24 threaded spindle. Has Quick-change Slip Chuck, three Phillips Bits and three Slotted Bits.



CA-155826

Thread-Mounted Jacobs® Drill Chucks




Jacobs Chuck	Part Number	Capacity Inches	Thread Mount	Key Part No. (Jacobs®)	Keyholder
7B	CA-050073	0 1/4	3/8-24	CA-050119	K7 CA-050165
2B	CA-050082	0-3/8	3/8-24	CA-050121	K2 CA-050166
Multicraft	KF-124595	0-3/8	3/8-24	CA-121582	KGA CA-050165
74K	KF-129512	0-3/8	3/8-24	CA-050101	KK CA-050165
41B	S-039006	1/16-3/8	3/8-24	CA-050120	K30 CA-050165
22BA	C-142408	1/16-3/8	3/8-24	C-142411	KK CA-050165
33B	CA-050090	5/64-1/2	1/2-20	CA-050122	K32 CA-050166
33B	S-066095	5/64-1/2	3/8-24	CA-050122	K32 CA-050166
24BA	C142407	1/16-1/2	3/8-24	C-142411	K32 CA-050166
J10	CA-146490	0-3/8	3/8-24	KEYLESS	



Chicago Pneumatic


ACCESSORIES

Hammer Accessories for .401" Shank Hammers



Index No.	Part No.	Length	Description
1	A-046050	165mm	Rivet Cutter
2	A-046063	180mm	Angle Scaling Chisel
3	A-046064	180mm	Diamond Point Chisel
4	A-046071	165mm	Twin Blade Panel (pipe) Cutter
5	A-046073	180mm	Cold Chisel
6	A-046074	180mm	Straight Punch
7	A-046075	180mm	Spot Weld Splitter
8	A-046078	180mm	Tapered Punch
9	A-046094	—	Zip-Quick Retainer
10	A-046095	—	Quick-Change Retainer
11	A-046096	—	Bee-Hive Retainer
12	A-121721	—	Posi-Lok Retainer
SET	CA-155807	—	Rivet Cutter, Twin Blade Cutter, Cold Chisel, Straight Punch, Tapered Punch

Hammer Accessories for .498" Shank Hammers



Index No.	Part No.	Length	Description
1	A-047050	165mm	Rivet Cutter
2	A-047051	180mm	Wide Cutting Chisel
3	A-047052	180mm	Bushing Splitter
4	A-047057	180mm	Universal Joint & Tie Rod Tool
5	A-047059	180mm	1" Separator Fork
	A-047060	180mm	3/4" Separator Fork
	A-047061	180mm	1-1/4" Separator Fork
6	A-047071	180mm	Twin Blade Cutter
7	A-047073	165mm	Cold Chisel
8	A-047074	180mm	Straight Punch
9	A-047078	180mm	Tapered Punch
10	A-047091	80mm	1-1/4" Smoothing Hammer
11	A-047095	—	Quick-Change Retainer
12	A-047096	—	Bee-Hive Retainer

Hammer Accessories for CP-7III Hex Hammer

Index No.	Part No.	Length	Description
1	CA-155788	165mm	Hex Rivet Cutter
2	CA-155780	180mm	Hex Angle Scaling Chisel
3	CA-155782	180mm	Hex Diamond Point Chisel
4	CA-155784	165mm	Hex Twin Blade Panel (pipe) Cutter
5	CA-155786	180mm	Hex Cold Chisel
6	CA-155790	180mm	Hex Straight Punch
7	CA-155792	180mm	Hex Spot Weld Splitter
8	CA-157107	180mm	Hex Tapered Punch
SET	CA-155806	—	Rivet Cutter, Twin Blade Cutter, Cold Chisel, Straight Punch, Tapered Punch

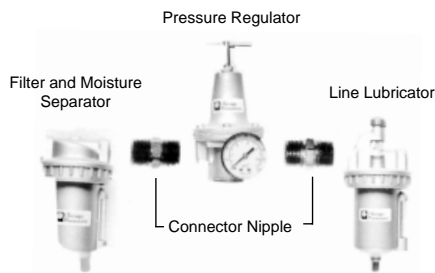


Chicago Pneumatic

It is strongly recommended that you install a Chicago Pneumatic Filter, Regulator and Lubricator between the air supply and every air tool. By installing these accessories, the life of the air tool is greatly increased. The separator traps the moisture before it enters the air tool. The pressure regulator can be adjusted so that the correct air pressure enters the tool while high pressures are maintained at the compressor. The line lubricator allows the proper amount of lubrication needed for top performance.

CP Filter, Regulator & Lubricator


FILTER/MOISTURE SEPARATOR – PRESSURE REGULATOR LINE LUBRICATOR



Description		Part No.
Filter/Moisture Separator*	1/2" line size	CA-048360
Line Lubricator*		CA-048361
Pressure Regulator		CA-048362
Connector Nipple		CA-048363
Replacement Bowl for Separator and Lubricator		C-108182

* Maximum Rating 250 psi.

Grease Gun

 <p>C-098689</p>	3 Ounce Capacity
	Uses Molybased Clutch Grease (Part Number CA-131898 14 oz.)

Air Tool Lubricants

AIROILENE OIL		IMPACT CLUTCH GREASE		MOLY-BASED IMPACT CLUTCH GREASE		GEAR GREASE		PROTECTO-LUBE	
Highly refined oil for use in clean tools. Use in air line lubricators and in integral oil reservoirs provided on some tools.		For clutch mechanisms of grease lubricated CP impact wrenches.		For clutch mechanisms of grease lubricated CP impact wrenches with 2-jaw clutches.		For use in gear cases of rotary tools.		Cleans out gum and deposits in air tools.	
Part No.	Size Can gal. (l.)	Part No.	Size Can lb. (kg)	Part No.	Size Tube	Part No.	Size Can lb. (kg)	Part No.	Size Can
P-089507	1 (3.8)	C-131689	7 1/2 (3.4)	CA-131898	14 oz.	C-131689	7 1/2 (3.4)	CA-000046	1pt.(.473)
								CA-149661	4 oz.

ACCESSORIES FOR AIR SUPPLY

Quick-Change Couplers

NOTE: Numbers in parentheses indicate mfg. identification stamped on couplers.

Coupler Size	CFM*	Thread Size in.	Coupler Body FPT	Nipple FPT	Nipple MPT
1/4"	31	1/4"	CA-046300 (13)	CA-046301 (3c)	CA-046302 (2c)
3/8"	70	1/4"	CA-047300 (15c)	CA-047302 (1e)	CA-047303 (0e)
3/8"	70	3/8"	CA-047301 (15)	CA-047304 (3e)	CA-047305 (2e)
1/2"	125	3/8"	CA-049300 (17e)	CA-049302 (1f)	CA-049303 (0f)
1/2"	125	1/2"	CA-049301 (17)	CA-049304 (3f)	CA-049305 (2f)

* Recommended working CFM – 30% of maximum flow (ASME power test code).

Air Flow Regulators

CP-711, CP-714, CP-717 ECONOMY FLOW REGULATOR



LC-121737

- Attaches to all air tools with 1/4" NPTF air inlet thread size.
- Provides quick regulation of air flow.

CP-711, CP-714, CP-715, CP-717 HEAVY-DUTY FLOW REGULATOR



CA-085203

- Very fine control over entire range.
- Corrosion resistant bronze construction 1/4" NPTF.
- Positive jaw lock prevents vibration-induced changes in setting

Hose Whips Male Ends



Always use a hose whip between the tool and the air supply hose. It provides safety and longer tool air inlet life.

Hose Dia. in.	Thread Size in.	Hose Lgth. ft. (cm)	Part Number
1/4	1/4	6 (183)	CA-046270
3/8	1/4	2 (61)	CA-047270
3/8	1/4	6 (183)	CA-047271
1/2	3/8	3 (91.5)	CA-049271
1/2	1/2	2 (61)	CA-049270



TROUBLESHOOTING

Problem	Probable Cause	Recommended Action
AIR DRILLS Tool will not run or runs slowly. Air flows slightly from exhaust. Spindle turns freely.	<ul style="list-style-type: none"> Motor or throttle plugged with dirt. 	<ol style="list-style-type: none"> Check for dirt in air inlet. Pour liberal amount of air tool oil in air inlet. Operate trigger in short bursts. Disconnect air supply – then turn empty and closed drill chuck by hand. Reconnect air supply. If still not functional, tool should be checked by an authorized service center.
Tool will not run. Air flows freely from exhaust. Spindle turns freely.	<ul style="list-style-type: none"> Rotor vanes stuck with dirt or varnish. 	<ol style="list-style-type: none"> Pour liberal amount of air tool oil in air inlet. Operate trigger in short bursts. Disconnect air supply – then turn empty and closed drill chuck by hand. Reconnect air supply. If still not functional, tool should be checked by an authorized service center.
Tool locked up. Spindle will not turn.	<ul style="list-style-type: none"> Broken motor vane. Gears broken or jammed by foreign object 	<ol style="list-style-type: none"> Tool should be checked by authorized service center.
Tool will not shut off.	<ul style="list-style-type: none"> Throttle valve "O" ring blown off seat. 	<ol style="list-style-type: none"> See parts list for part number and replace "O" ring or send to an authorized service center.
AIR HAMMERS Tool will not run.	<ul style="list-style-type: none"> Cycling valve or throttle valve clogged with dirt or sludge. Piston stuck in cylinder bore by rust or dirt. 	<ol style="list-style-type: none"> Pour liberal amount of air tool oil in air inlet. (check for dirt) Operate trigger in short bursts. (chisel in place and against solid surface) If not free – first disconnect air supply, then tap nose or barrel lightly with plastic mallet. Reconnect air supply, and repeat above steps. If still not free – disconnect air supply, insert a 6" piece of 3/8" diameter rod in nozzle and lightly tap to loosen piston in rearward direction. Reconnect air supply, and repeat steps (1) & (2).
Chisel stuck in nozzle.	<ul style="list-style-type: none"> End of shank peened over. 	<ol style="list-style-type: none"> Tool should be sent to an authorized service center.
AIR RATCHETS Motor runs. Spindle doesn't turn or turns erratically.	<ul style="list-style-type: none"> Worn teeth on ratchet or pawl. Weak or broken pawl pressure spring. Weak drag springs fail to hold spindle while pawl advance for "another bite". 	<ol style="list-style-type: none"> Replacement parts should be installed by an authorized service center.
Motor won't run – ratchet head indexes crisply by hand.	<ul style="list-style-type: none"> Dirt or sludge in motor parts. 	<ol style="list-style-type: none"> Pour liberal amount of air tool oil in air inlet. Operate throttle in short bursts. With socket engaged on bolt, alternately tighten and loosen bolt by hand. If motor remains jammed, tool should be checked by an authorized service center.
IMPACT WRENCHES Tool runs slowly or not at all. Air flows only slightly from exhaust.	<ul style="list-style-type: none"> Flow blocked by accumulation of dirt. Motor parts jammed with dirt particles. Power regulator may have simply vibrated to a closed position. 	<ol style="list-style-type: none"> Check air inlet strainer for blockage. Pour liberal amount of air tool oil in air inlet. Operate tool in short bursts – quickly reversing rotation back and forth. Repeat as needed. If this fails to improve performance, tool should be serviced by an authorized service center.
Tool will not run. Exhaust air flows freely.	<ul style="list-style-type: none"> One or more motor vanes stuck due to sludge or varnish build-up. Motor jammed due to rust. 	<ol style="list-style-type: none"> Pour liberal amount of air tool oil in air inlet. Operate throttle in short bursts of forward and reverse rotation. Tap motor housing lightly with plastic mallet. Disconnect air supply – then attempt to free motor by rotating drive shank manually. (Some clutches will not engage sufficiently for this operation) If tool remains jammed, it should be serviced by an authorized service center.
Sockets will not stay on.	<ul style="list-style-type: none"> Worn socket retainer ring or soft back-up ring. 	<ol style="list-style-type: none"> Wear safety glasses. Disconnect air supply. Using external retaining ring pliers, expand old retaining ring and remove – OR – if retaining ring pliers are not available, clamp tool "lightly" in soft jaw vice. Holding square drive with appropriate open-end wrench, pry old retainer ring out of groove with small screwdriver. Always pry off ring away from your body – it can be propelled outward at high velocity. Replace back-up "O" ring and retainer ring with correct new parts. (See parts list that accompanied tool) Place retaining ring on table, press tool shank into ring in a rocking motion. Snap into groove by hand.
Premature shank wear	<ul style="list-style-type: none"> Use of chrome sockets or excessively worn sockets. 	<ol style="list-style-type: none"> Discontinue use of chrome sockets. Remember that chrome sockets have a hard surface and relatively soft core. Drive hole will become rounded – but still be very hard. Besides the danger of splitting, they will wear out wrench shanks prematurely
Tool gradually losing power but still runs at full free speed.	<ul style="list-style-type: none"> Clutch parts worn, perhaps due to lack of lubricant. Engaging cam of clutch worn or sticking due to lack of lubricant. 	<p>OIL LUBED</p> <ol style="list-style-type: none"> Check for presence of clutch oil (where oil is specified for clutch) and (a) removing oil fill plug, (b) tilt to drain all oil from clutch case, (c) refill with 30 weight SAE oil or that recommended by manufacturer, but only the amount specified. Check for excess clutch oil. Overfilling can cause drag on high speed clutch parts. A typical 1/2" oil-lubed wrench requires only 1/2 ounce of clutch oil. <p>GREASE LUBED*</p> <ol style="list-style-type: none"> Check for excess grease by rotating drive shank by hand. It should turn freely. Excess is usually expelled automatically. If disassembly is required for greasing, it should be done carefully to maintain orientation of mating parts.
Tool will not shut off.	<ul style="list-style-type: none"> Throttle valve "O" ring broken or out of position Throttle valve stem bent or jammed with dirt particles 	<ol style="list-style-type: none"> Remove assembly and install new "O" ring. Lubricate with air tool oil and operate trigger briskly. If operation cannot be restored, tool should be checked by an authorized service center.

*NOTE: Vibration and heat usually indicate insufficient grease in the clutch chamber. The average greasing interval is specified in the parts list. Severe operating conditions may require more frequent lubrication.



AUTHORIZED SERVICE CENTERS

United States

ALABAMA

Power Tool Service Inc.
1113 4th Ave., South
Birmingham, AL 35233
(205) 323-4311

ARIZONA

Arizona Air Tool Co.
1314 E. Princess Dr.
Tempe, AZ 85281
(602) 968-8559

Mechanics Tool Service
1301 E. Apache Park Place
Tucson, AZ 85714
(520) 889-8484

CALIFORNIA

Central Equipment Co.
1172-H Aster Ave.
Sunnyvale, CA 94086
(408) 247-7500

Jack-X-Change
1609 N. Orangethorpe Way
Anaheim, CA 92801
(714) 871-4966

Kimmerie Brothers
226 11th Street
San Francisco, CA 94103
(415) 431-1163

Kimmerle Brothers
337 M. Street
Fresno, CA 93721
(209) 233-1278

Kimmerle Brothers
12060 Florence Ave.
Sante Fe Springs, CA 90670
(562) 946-6771

NB Sales & Service
1610 S. Union Ave.
Bakersfield, CA 93307
(805) 397-1950

Rocklin Hydraulics, Inc.
2312 "B" Sierra Meadows
Rocklin, CA 95677
(916) 624-8900

COLORADO

A Pro Tool, Inc.
1950 W. 13th Ave.
Denver, CO 80204
(303) 623-4743

CONNECTICUT

Industrial Hydraulic Service, Inc.
165 Dodge Ave.
Stratford, CT 06497
(203) 378-0300

FLORIDA

Air Electric Tool Service
7840 N.W. 58th St.
Miami, FL 33166
(305) 593-5040

National Tool Supply, Inc.
5725 W. Hollandale Beach Blvd.
Hollywood, FL 33023
(305) 963-7222

FLORIDA (Continued)

Nestor Precision Tool Company
7337 Bryan Dairy Rd.
Largo, FL 34647
(727) 544-6114

Tool Shack
226 Edgewood Ave., S.
Jacksonville, FL 32254
(904) 387-1466

GEORGIA

Tool Service Company, Inc.
249 Alexander St., N.W.
Atlanta, GA 30313
(404) 524-4249

HAWAII

Larsen's Tool Repair
2126B Eluwene
Honolulu, HI 96819
(808) 847-0038

IDAHO

H S Power Tool Service
121 E. 44th
Boise, ID 83714
(208) 321-1305

ILLINOIS

Illinois Tool Service
1485 J Landmeier Rd.
Elk Grove, IL 60007
(847) 228-1902

J-R Hydraulic Service, Inc.
3616 South Archer Street
Chicago, IL 60609
(773) 247-6107

INDIANA

Vamaco Tool Repair
919 N. East Street
Indianapolis, IN 46202
(317) 632-1594

IOWA

Iowa Pneumatic Repair
7420 University Blvd.
Des Moines, IA 50311
(515) 274-3726

KANSAS

Wichita Air & Hydraulic, Inc.
2002 W. Second
Wichita, KS 67203
(316) 943-1865

KENTUCKY

Smiley's Air Tools
4552 Poplar Level Rd.
Louisville, KY 40213
(502) 966-3433

LOUISIANA

Beerman Precision, Inc.
4206 Howard Ave.
New Orleans, LA 70125
(504) 486-9391
(502) 966-3433

MICHIGAN

Gezon Tool, Service, Inc.
322 Rumsey, S.W.
Grand Rapids, MI 49503
(616) 451-2725

MICHIGAN (Continued)

Hydraulic Pneumatic, Inc.
21251 Ryan Road
Warren, MI 48091
(810) 758-0100

K-Repair Center
31111 Wixom Rd.
Wixom, MI 48393
(248) 669-5000

MINNESOTA

Automotive Tool Service
1218 Division Street
Waite Park, MN 56387
(320) 253-0255

Delegard Tool Co.
170 W. 79th Street
Bloomington, MN 55420
(612) 881-8683

Northstar Service & Supply
3410 E. 42nd Street
Minneapolis, MN 55406
(612) 722-4260

MISSISSIPPI

M & W Hydraulic Service
4626 Van Winkle Pk. Drive
Jackson, MS 39204
(601) 922-4418

MISSOURI

Authorized Equipment Company
3200 Chauteau Ave.
St. Louis, MO 63103
(314) 772-8024

GEBCO
2306 N. Lindburg Street
St. Louis, MO 63114
(314) 426-4440

Heath Sales & Service, Inc.
518 E. 16th Street
Kansas City, MO 64108
(816) 421-3330

MONTANA

Rocky Mountain Air & Lubrication
2244 E. Main Street
Billings, MT 59105
(406) 248-9038

NEBRASKA

Nevada Discount Tool Repair
3433 Losee Road, Unit 1
North Las Vegas, NV 89030
(702) 657-6570

Thacker Electric Company
8507 I Street
Omaha, NE 68102
(402) 592-9433

NEVADA

Nevada Discount Tool Repair
3433 Losee Road
Unit #1
North Las Vegas, NV 89030
(702) 657-6570

NEW HAMPSHIRE

ADM Tool Service
91 Maple Street
Manchester, NH 03103
(603) 623-8724

NEW JERSEY

Bergen Pneumatic Tool Corp.
323 Hudson Street
Hackensack, NJ 07601
(201) 488-2606

NEW MEXICO

Martin Saw & Tool
3423 Vassar, NE
Albuquerque, NM 87107
(505) 888-1675

NEW YORK

Ace Hydraulic Service, Inc.
1201 Burnet Avenue
Syracuse, NY 13203
(315) 479-5351

Air Tool Repair
160 Holtz Drive
Cheektowaga, NY 14225
(716) 631-9010

Five Boro Pneutronics
798 E. 43rd Street
Brooklyn, NY 11210
(718) 338-8911

United Electric Motors, Inc.
106 Michigan Avenue
Buffalo, NY 14204
(716) 855-1945

NORTH CAROLINA

Portable Tool Service
3209 Cullman Avenue
Charlotte, NC 28206
(704) 332-8337

Tool and Equipment Supply
807 Huffman Street
Greensboro, NC 27405
(336) 275-6124

OHIO

Independent Equip. & Supply Co.
5415 Gallia Street
Sciotoville, OH 45662
(740) 776-2154

Kee Tool
1120 Straight Street
Cincinnati, OH 45214
(513) 542-4800

Power Tool Repair
891 Moe Drive, Suite H
Akron, OH 44310
(330) 630-0022

OKLAHOMA

Hydraulics Equipment Co.
515 S. Broadway
Oklahoma City, OK 73109
(405) 235-3318

OREGON

Charles H. Day Co., Inc.
602 S.E. 11th Avenue
Portland, OR 97214
(503) 232-1659

PENNSYLVANIA

C & E Pneumatic Service
301 Poplar Street
Hanover, PA 17331
(717) 632-5200



AUTHORIZED SERVICE CENTERS

PENNSYLVANIA (Continued)

Mac's Hyd. Jack & Equip. Service
121 Putnam Street
Pittsburgh, PA 15206
(412) 361-1555

Power Tool Service
34 W. Allen Street
Mechanicsburg, PA 17055
(717) 697-8233

Tri-State Air Tool Repair
54 S. Sharpville
Sharon, PA 16146
(724) 346-3440

RHODE ISLAND

Tri Power Sales & Service
64 Minnesota Avenue
Warwick, RI 02888
(401) 732-3390

TENNESSEE

Authorized Equipment Service
812 Polk Avenue
Memphis, TN 38126
(901) 774-0850

Lubrication Equipment Service
2501 Mitchell Street 900
Knoxville, TN 37917
(423) 525-8401

Power Tool Service of Nashville
1106 Elm Hill Pike
Nashville, TN 37210
(615) 255-8227

TEXAS

Hydraulic Equipment Service
328 Avenue H
Lubbock, TX 79401
(806) 763-7621

Power Tool Service Company
3718 Polk Avenue
Houston, TX 77223
(713) 228-0100

Reliable Tool Service
2360 E. Grawlyer
Irving, TX 75061
(972) 353-9514

Westbrooks, Inc.
2012 Sheppard Access Road
Wichita Falls, TX 76304
(817) 723-4181

UTAH

Gustin Hydraulic Inc.
151 West 2125 South
Salt Lake City, UT 84115
(801) 487-0624

H K Power Tools Service, Inc.
1726 South Major Street
Salt Lake City, UT 84115
(801) 487-9848

VIRGINIA

Hydraulic Service
3215 Victory Blvd.
Portsmouth, VA 23702
(757) 487-2513

Moore's Jack & Equipment Service
2403 N. Lombardy
Richmond, VA 23220
(804) 321-6623

VIRGINIA (Continued)

Stultz Machine & Mfg. Company
1546 Brownlee Avenue., S.E.
Roanoke, VA 24014
(540) 981-9359

WASHINGTON

Northwest Sales Group
5718 First Avenue, South
Seattle, WA 98108
(206) 762-5111

Universal Repair Shop
1611 Boulston Avenue
Seattle, WA 98122
(206) 322-2726

WEST VIRGINIA

Air-Tech Service, Inc.
Rt. #3, Box 9B
Beckley, WV 25801
(304) 253-6799

WISCONSIN

Power Tool Service Co.
310 N. Webster Avenue
Green Bay, WI 54301
(920) 437-2594

Professional Tool Center
2236 South 116th Street
West Allis, WI 53227
(414) 321-1234

Canada

ALBERTA

Ace Pneumatic & Hydraulic Ltd.
16487 - 110 Avenue
Edmonton, T5P 1G8
(780) 489-6447

Air Electric Services Ltd.
422 Manitou Rd., S.E.
Calgary, T2G 4C4
(780) 287-2456

Air Electric Services Ltd.
6739 - 76th Avenue
Edmonton, T6B 0A9
(403) 465-0906

Central Electric Ltd.
124 N. Mayor Magrath Drive
Lethbridge, T1H 3P4
(403) 327-5995

Complete Hydraulic/Air/Electric
Unit A
3513 - 78 Avenue S.E.
Calgary, T2C 1J7
(403) 720-0445

Northland Air Hydraulics
4910 75 Avenue
Edmonton T6B 2X8
(780) 466-1172

BRITISH COLUMBIA

Accurate Tool & Repair
3674-18th Avenue
Prince George, V2N 1A9
(250) 562-8833

Air Brake Repairs
(1982) Ltd.
114 West 5th Avenue
Vancouver, V5Y 1H7
(604) 879-7754

Malcolm Cambell Sons Ltd.
#103 1285 McGill Road
Kamloops, V2V 1C2
(250) 828-2832

MANITOBA

Accutool Service Centre
483 Madison Street
Winnipeg, R3J 1J2
(204) 772-6523

NOVA SCOTIA

Nova Hydraulic Tool Ltd.
30 Simmonds Dr., Unit B
Burnside Industrial Park
Dartmouth, B3B 1R3
(902) 468-8665

ONTARIO

Abba Tool Repair
445 B Montreal Street
Kingston, K7K 3H4
(613) 547-8777

Automotive Tool Repair
1180 The Queensway
Toronto, M8Z 1R5
(416) 225-7789

Dobco Equipment
2430 Lucknow Dr. #3
Mississauga, L5S 1V3
(905) 672-5557

Garry's Repair
870 Woodroffe Avenue
Ottawa, K2A 3G3
(613) 829-9090

Miller Air & Electric Tool Co.
7 Gilead Place
Toronto, M5A 3C8
(416) 368-5646

Moore Tool & Electric
Unit #2
960 Elias Street
London, N5W 3P4
(519) 679-6326

Porcupine Air Tools
51 Smith Street
South Porcupine, P0N 1H0
(705) 235-8950

Roy's Hydraulics
379 Oakdale Road
Toronto, M3N 1W7
(416) 741-5467

Thunder Bay Compressors
1135D Russell Street
Thunder Bay, P7B 5M6
(807) 823-7332

QUÉBEC

Centre Reparation D'Outillage
Saguenay
2121 Boul. Du Royaume Ouest
Chicoutimi, G7H 5B3
(418) 549-9914

Clinique D'Outillage M.P. Inc.
3075 Boul Hamel #107
Quebec, G1P 4C6
(418) 877-3371

Instrumental Sales & Service
16175 Hampton Avenue
Montréal, H4A 2K5
(514) 481-8111

R-BEC Limited
5009 St. Jean-Baptiste Blvd.
Montréal, H1B 5V3
(514) 640-5009

Service D'Outils F.G.L. Inc.
1617 Autoroute 440
Laval, Chomedey, H7L 3W3
(514) 682-7979

SASKATCHEWAN

All Tool Repairs
3100 - 12th Avenue
Regina, S4J 1J7
(306) 522-7613

Expertire Supply Ltd.
401 - 44th Street East
Saskatoon S7K 0V9
(306) 242-6080



Germany

Gustav Basser
In der Krim 26
42369 Wuppertal
0202-460120

Druckluft-Zentrale
Reuter GmbH
Kirchwaldstrasse 9
63533 Mainhausen
06182-22564

Walter Hydraulik GmbH
Flurstrasse 28
90617 Puschendorf
09101-2148

DGS-Schaeffner
Bahnhofstrasse 119
73430 Aalen
07361-96770

Kühling & Co. GmbH
Tarpen 21
22419 Hamburg
040-5273884 + 86

TTW Tool Technik GmbH
Rheingastrasse 85
65203 Wiesbaden
0611-9200059

MDD Druckluft GmbH
Herderstrasse 6
99510 Apolda
03644-555663

Austria

CompAir AGRE GmbH
Werkstrasse 1
4451 Garsten - St. Ulrich
0043-7252523410

CompAIR AGRE GmbH
Vogelweiderstrasse 50
5020 Salzburg
662-872411-0

Funke GmbH
Laurenz-Dorrer Str. 6
A-3300 Amstetten
7472-64550

Impadex
ADam & Co.
Mariahilfer Strasse 204
1150 Wien
1-8927806

Mexico

Compresores Y Herramientas
Clemente, S.A. de C.V.
Norte 5 No. 136
Col. Moctezuma, 2a. SECC.
C.P. 15530. Mexico, D.F.
Tel. (5) 7 84 72 58.
Fax (5) 7 84 83 55

Mexico(Continued)

Detek Internacional, S.A de C.V.
Av. España 1425
Col. Moderna
C.P. 44190, Guadalajara, Jal.
Tel. (3) 8 11 53 15.
Fax (3) 8 1149 22.

Compresores Elit de Mexico,S.A.de C.V.
Benito juarez No. 102 OTE Esq.
Zaragoza
C.P. 67100,CD. Guadalupe, N.L.
Tel. (8) 3 67 08 53.
Fax (8) 3 67 43 68.

Belgium

I.S.M. (Inter-Sidérurgie)
rue de Beaumont 407
6030 Marchienne-au-Pont
071/51.68.69
Fax 071/51.68.69

Service Center Van Hoorde
Tweekerkenstraat 108
9620 Zottegem
09/360.47.97
Fax 09/361.06.10

Switzerland

Baumgartner AG
Lagerhaus
Industriestrasse/
Langweissenstrasse
8108 Daellikon
1-844 1055

Czechoslovakia

CPT GmbH
Skorkovskeho 90
63600 Brno
5-45216928

Poland

S & W Technik
Ul. Boryska 8A - 10A
44240 Zory
036-4346217

Italia

AIRBLU Snc
Via Tolstoi, 16
20090 Trezzano
S/Naviglio (MI)
Tel. 02-48403709

P.R.M. di M. Della Zanna
Via Teocrito, 46/5
20128 Milano
Tel. 02-2571025

BISSA Eugenio
Via Sempione, 5
24100 Bergamo
Tel. 035-242828

Italia (Continued)

ESA ELETTRMECCANICA
C.so Orbassano, 269/e
10137 Torino
Tel. 011-30963

MA.DE. Snc
Via Polveriera, 45
80144 Napoli
Tel. 081-7512486

SIRAP Sas
Via Stampalia, 11
10095 Grugliasco (To)
Tel. 011-778359

SALA ROBERTO
Via Amarena, 15
16010 San Olcese GE
Tel. 010-709516

BARBIERO SERVICE SRL
Via G. Galilei, 1/C
35030 Caselle di Selvazzano (PD)
Tel. 049-632209

ITALPNEUMATICA
Via Fucini, 9/2
40033 Casalecchio di Reno (Bo)
Tel. 051-573000

CUCCU & SASSU
Via Timavo, 52
09100 Cagliari
Tel. 070-287295

ESINA AUTOATTREZZATURE
Via Gorgolungo, 9
60035 Jesi (AN)
Tel. 0731-57675

TOTARO Antonio
Via Dei Quinzi, 26
00175 Roma
Tel. 06-76900328

ELETTR MOTOR SKI
Via Dell'Alloro, 81
00172 Roma
Tel. 06-2305963

S.A.T. di D. Tamma
s.s. 98 Km 79,4
70026 Modugno BA
Tel. 080-5327825

DE.RA.CO. S.r.l.
Via Settevalli, 207,211
06085 Perugia
Tel. 075-5051149

United Kingdom

SOUTHERN REGION

Ashford Garage Equipment
Ashford (Kent)
01233-625279

Cannon's Motor Spares
South London
0171-720-2242

SOUTHERN REGION (Cont'd)

Emkay (UK) Ltd.
Milton Keynes
01908-310705

E.N.W. Pneumatics
Peterborough
01733-64875

Forge Air Tool
Colchester
01206 383847

Guaranteed Tools
Southampton
01703-447440

Pomphrey & Sons
Bristol
012072-556133

Reading Pneumatics
Reading
01118-947-4993

South Coast Vulcanising
Hove (Sussex)
01273-775488

MIDLANDS & NORTHERN IRELAND REGION

A.G. Air
Belfast
0232-836008

Penarth Pneumatics
Barry (South Wales)
0446-748255

R & A Airtools Services
Birmingham
021-440-6600

R.E.P. Air Services
Loughborough
0509-213452

NORTHERN REGION

Grampian Pneumatics
Fraserburgh
0346-32628

Northern Jack Specialist
Accrington
0254-33123

Robinson Air Tools
County Durham
0207-509444

T. Sheldon Repairs
Glasgow
041-641-0374

J. Stringer Pneumatics
Oldham
061-626-9044

Yorkshire Pneumatics Services
Huddersfield
0484-64211

For other markets, see Major Distributor listing on back cover



LIMITED WARRANTY

Automotive Service Tool Products ("the Products") of the Chicago Pneumatic Tool Company ("CP") are warranted to be free from defects in material and workmanship for one year from the date of purchase.

This warranty applies only to Products purchased new from CP or its authorized dealers. Of course this warranty does not apply to Products which have been abused, modified, or repaired by someone other than CP or its Authorized Service Representatives.

If a CP Product proves defective in material or workmanship within one year after purchase, return it to any Authorized Service Center for CP tools, transportation prepaid, enclosing your name and address, adequate proof of date of purchase and a short description of the defect. CP will, at its option, repair or replace defective Products free of charge. Repairs or replacements are warranted as described above for the remainder of the original warranty period. CP's sole liability and your exclusive remedy under this Warranty is limited to repair or replacement of the defective Product.

THE FOREGOING WARRANTY IS EXCLUSIVE AND IN LIEU OF ALL OTHER WARRANTIES, OR CONDITIONS, WRITTEN OR ORAL, EXPRESSED OR IMPLIED, INCLUDING, WITHOUT LIMITATION, ALL WARRANTIES, OR CONDITIONS, OR MERCHANTABILITY OR FITNESS FOR A PARTICULAR PURPOSE, ALL OF WHICH ARE HEREBY DISCLAIMED. THERE SHALL BE NO LIABILITY FOR INCIDENTAL, CONSEQUENTIAL OR SPECIAL DAMAGES, OR ANY OTHER DAMAGES, COSTS OR EXPENSES, EXCEPTING ONLY THE COST OR EXPENSE OF REPLACEMENT OR REPAIR.

Use only authorized parts. Any damage or malfunction caused by the use of unauthorized parts is not covered by Warranty.



Chicago Pneumatic

Copyright 1999, Chicago Pneumatic Tool Company, Rock Hill, SC
ALL RIGHTS RESERVED

Any unauthorized use or copying of the contents or any part thereof is prohibited. This applies in particular to trademarks, model denominations, part numbers and drawings.

Chicago Pneumatic Trademarks

The following are Trademarks of Chicago Pneumatic Tool Company which are either registered or otherwise protected by law: Pneu-nife, Speed Ratchet, Zip Gun, Zip Quick, Pneu-Draulic, Airoilene, and the Company trademark, "CP".

**HEADQUARTERS LOCATION**

**Chicago Pneumatic Tool Company
Automotive Business Unit
1800 Overview Drive
Rock Hill, South Carolina
29730-7463**

North America Customer Service

Tel: 800-624-4735
Fax: 800-228-9096

International Customer Service

Tel: 803-817-7120
Fax: 803-817-7114

AUSTRALIA

Atlas Copco Tools Australia
3 Bessemer Street
Blacktown • Australia
Telephone: 02-9621-9900
Fax: 02-9621-9966

BELGIQUE

Chicago Pneumatic Rep. Office
Avenue Sluysmans 10
4030 Liege, Belgium
Tel/Fax: 04-343 8150

BRASIL

Chicago Pneumatic Brasil
Av. Mascote 159 V. Sta. Catarina
04363-000
Sao Paulo/SP-Brasil
Telephone: (011) 562-7314
Fax: (011) 563-9208

CANADA

Chicago Pneumatic Tool Company
Automotive Business Unit
1800 Overview Drive
Rock Hill, South Carolina
29730-7463
Tel: 800-624-4735
Fax: 800-228-9096

DEUTSCHLAND

Chicago Pneumatic Tool GmbH
Hagenauer Straße 57
D65203 Wiesbaden • Germany
Postfach 120251
D65080 Wiesbaden • Germany
Telefon: 0611-270120-22
Fax: 0611-270140

INDIA

Chicago Pneumatic Tool Co. (India) Ltd.
301/302, L.B. Shastri Marg
P.O. Box 7761
Mulund, Bombay 400 080 • India
Phone: 22-564-0021
Fax: 22-564-7687

ITALIA

Chicago Pneumatic Tool S.r.l.
Via A. Volta n.22
20094 Corsico (Mi) • Italy
Telefono: 2-48602455
Fax: 2-48602475

MEXICO

Chicago Pneumatic Rep. Office
San Francisco No. 223
Valle Dorado
Tlalnepantla
Estado De Mexico
C.P. 54020
Phone: (525) 378 07 53
Fax: (525) 378 07 54

SOUTH AFRICA

Alliance Tools SA Pty
Hughes Business Park
Saligna Street
Witfield Ext 30
Boksburg 1459
South Africa
Phone: 011-8219300
Fax: 011-8219360

SOUTHEAST ASIA

Chicago Pneumatic Tool Co.
Regional Office
P.O. Box 1516
Unit 2103 • Citimark
28 Yuen Shun Circuit
Shatin
New Territories, Hong Kong
Telephone: (8522) 3570963
Fax: 852-763-1875

SWEDEN

Chicago Pneumatic Distributor
Markets
Sickla Industriväg 7,
S-131 34 Nacka • Sweden
Telephone: 46 8743 9329
Fax: 46 8743 9427

UNITED KINGDOM

Chicago Pneumatic Tool Co., Ltd.
PO Box 241,
Eaton Road
Hemel Hempstead, Herts HP2 7DR
England
Domestic: 01442-847703/06
Export: 01442-232420/17
Fax: 01442-2847723

ASIA**China**

United Faith Ltd., Guangzhou (86) 2087779688
QQPMC, Qingdao (86) 5324856190

Taiwan

Hanmaster Corporation, Taipei 02-746-0527

Japan

Toku Pneumatic Co., Ltd., Fukuoka 092-431-0401

Thailand

Diethelm & Co., Ltd., Bangkok 662-254-4900

Vietnam

Diethelm & Co., Ltd., Ho Chi Minh City 84-8443370

Singapore

Indpro (Far East) Pte. Ltd., Singapore 65-7624035

Malaysia

Indpro (Malaysia) Sdn. Bhd., Selangor 603-7193433

EUROPE**Bulgaria**

Linkamp, Sofia 2-9713095

Canary Isles

Miguel Manzano, Las Palmas 34 28 670230

Croatia

Adria-Trgovina, Zagreb 1-6155333

Cyprus

Theodoros Ioannides, Nicosia 0-2-343777

Denmark

Axel Ketner, Copenhagen 39291250

Finland

Finntools, Espoo 08523877

France

Glenco, Orgeval 1-39118000

Greece

Adosoglou, Athens 01-9216752

Hungry

Beta Max, Budapest 1-3323157

Ireland

Air Impact Ltd., Dublin 01-456-5776

Lithuania

Lintera, Jonava 370 19 52161

Netherlands

Zeeco, Rotterdam 10-4889889

Norway

Elvestad, Skien 3553-1255

Poland

TiptopolPobiedziska 48 61 8177173

Portugal

Fortuna Equip, Porto 00351 2 7475100

Slovakia

Homola, Bratislava 7-65420361

Slovenia

Avto Servisna Oprema, Celje 63-31351

Spain

Aginco, S.L., Vitoria 00 34 945 290 304

Blumaq, S.A., La Vall d'Uixo 00 34 964 697 030

Bima, Askim 46-31-688800

Sweden**Switzerland**

Reusse, Grimsuat-sur-Sion 27-3982407

MIDDLE EAST**Egypt**

Engg. Automotive Co. Cairo 20 2 325 5366

MATECO, Cairo 90 2 3538376

Iran

Di-Afzar, Tehran 98-21-676782

Israel

A.I. Sherizly, N. Ind. Lod, 972 8 9233777

Oman

Towell Tools Wadi Kabir 968 7715277

Pakistan

Lahore Central Iron & Hardware Lahore 92 42 7242110

Saudi Arabia

Bin Salman, Riyadh 966-1-4485842

U.A.E.

Al-Futtaim Motors, Dubai 971-4-215050

SOUTH AMERICA**Argentina**

A.J. Horowicz, Buenos Aires 4554-3600

Chile

Comert, Santiago 238-2601

Costa Rica

Remsa, San Jose 200-23J

Capris S.A., San Jose 232-9111

Peru

Comert, Lima 462-4231

Republica Dominicana

Tecnica Industrial, S.A. 689-818